



The Sign Directory

2017



Welcome

We are proud to welcome you to our 2017 Sign Directory.

Our comprehensive range of high quality sign systems has a sign for every application and budget. From a simple plate sign mounted on one post, to the most prestigious sign featuring curved face, illumination and feature letters. We make every sign to order, exactly to your requirements – that's you sign, in your size, with your shape, in your colour and with your graphics – and at the best price.

No matter what sign or finish you select, we always offer friendly informative advice, short production lead times and great service.

We consistently work hard to provide everything you need in a sign company.

Contents

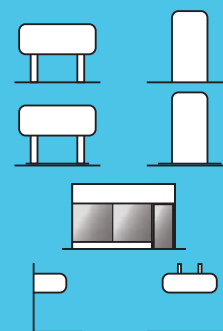
Sign Range	Aluminium Plate	04
	Aluminium AS	16
	Aluminium Tray	22
	Aluminium Hooped	42
	Aluminium Modular	46
	Aluminium Architech	54
	Aluminium Finger	62
	Aluminium Traffic	66
	Aluminium Budget	70
	AluminiumComposite	74
	AluminiumDisplay	78
	Letters, Logos & Illumination	86
	AcrylicGlass effect	100
	Digital Print	104
Unique Signs		110
Technical Information		118

All Signs Made to Order

That's your size, your shape, your colour, and your graphics.

Your Sign

- Post
- Totem
- Freestanding
- Flat Wall
- Projecting
- Suspended



See page 03


Your Size

From very large to very small, we'll make your sign to your dimensions.



Your Shape

Create your perfect shape –simple or complex or even a shaped add-on.



See page 122

Your Colours

Your choice from a huge range of colours.

- Vinyl Colour
- Powder Coat Colour
- Digital Print

See pages 104, 118, 120



Your Graphics

Finish your sign with excellent graphics, letters, logos, and illumination.

See pages 86 to 99, 104



Aluminium Plate

Signage System

Mount Types

- Post
- Flat Wall
- Projecting
- Suspended



Aluminium AS

Signage System

Mount Types

- Post



Aluminium Tray

Signage System

Mount Types

- Post
- Totem
- Flat Wall
- Projecting
- Suspended



Aluminium Hooped

Signage System

Mount Types

- Post
- Projecting



Aluminium Modular

Signage System

Mount Types

- Post
- Flat Wall
- Projecting
- Suspended



Aluminium Architech

Signage System

Mount Types

- Post
- Totem
- Freestanding
- Flat Wall
- Projecting
- Suspended



Aluminium Finger

Signage System

Mount Types

- Post




Aluminium Traffic

Signage System

Mount Types

- Post
- Freestanding
- Flat Wall
- Projecting
- Suspended



Aluminium Budget

Signage Systems



Aluminium Composite

Signage System



Aluminium Display

Signage Systems



Letters, Logos & Illumination



Acrylic Glass

Effect Signage



Digital Print



Aluminium Plate Signage System

Key Facts

- Flexible and low cost
- Functional
- Suitable for internal and external use
- Durable and low maintenance


	Single Sided	Double Sided	V-Mount	Inline	Corniche
Posts	•	•	•	•	•
Totem					
Freestanding					
Flat Wall	•			•	•
Projecting	•	•	•		
Suspended	•	•			

The Aluminium Plate Signage System is adaptable and affordable. Made from 3mm aluminium plate, it is flexible enough to be mounted in several ways to provide all your classic signage requirements. The system can be finished in a variety of ways for use internally and externally.

Tech Spec

Material: 3mm aluminium sheet.

Size: Maximum sign size using one panel is 3000mm x 1500mm (portrait or landscape). Larger sign sizes are achieved using multiple panels.

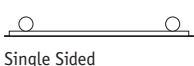




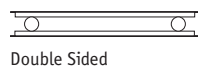
All signs are made to your order. That's your size, your shape, your colour, and your graphics



Post Mounting Options - Standard
6 diameters of Round Posts, 3 sizes of Square Posts.



Single Sided



Double Sided



V-Mount




Inline



Post Mounting Options - Corniche
6 diameters of Round Posts, 3 sizes of Square Posts, Quadrant, Cathedral or Ellipse Posts.



Single Sided



Double Sided



V-Mount



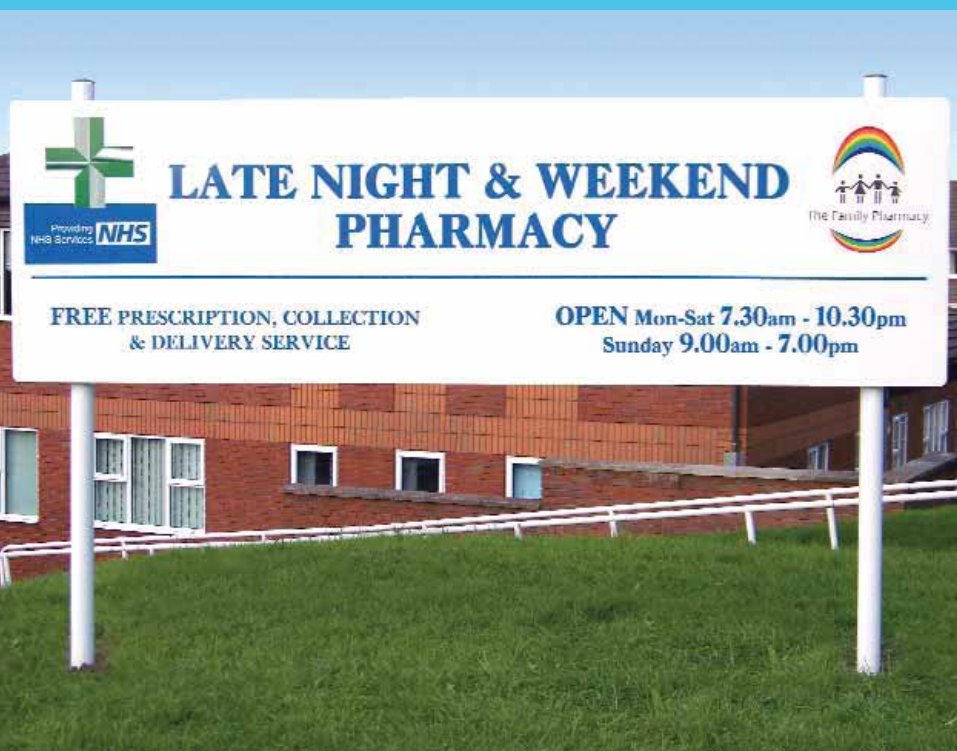
Inline



This sign is V-mounted



This sign features a slider housing



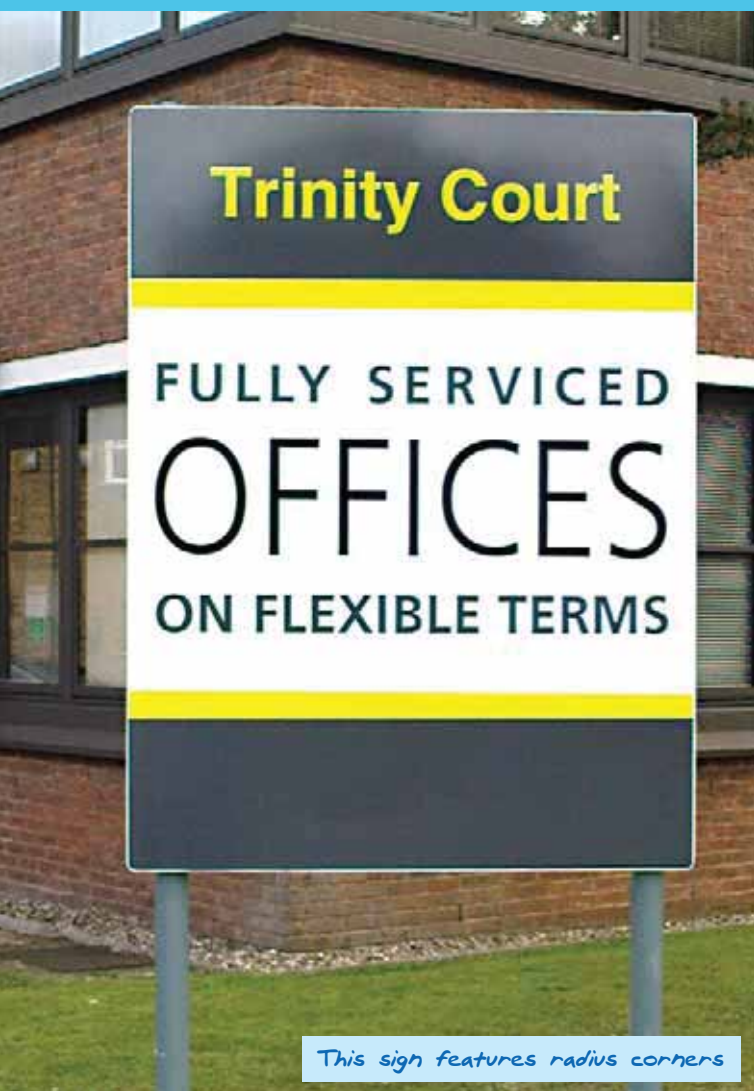
This sign features a trough light



Post mounted signs have posts up to 6m long and can use one, two, or more posts depending upon sign size



This sign features cornice mounting



This sign features radius corners



This sign features ball finials


Options & Information



Vinyl Colour
see page 118



Digital Print
see page 104



Powder Coat Colour
see page 120



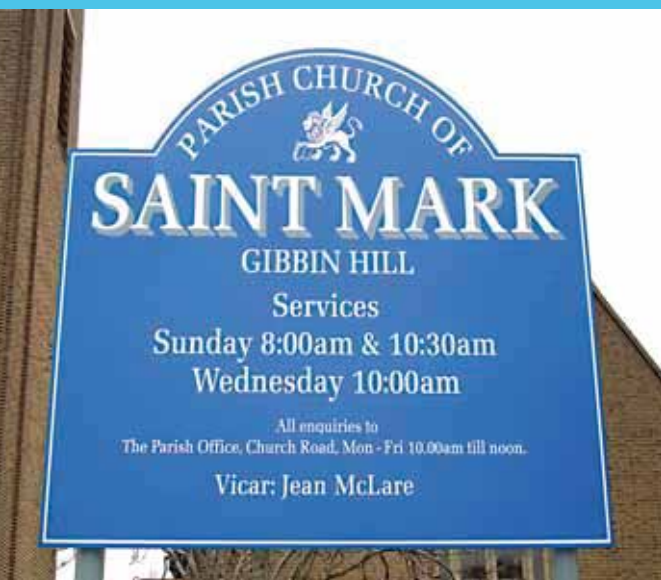
Shapes
see page 122



Posts
see page 124



Letters, Logos & Illumination
see page 86



Almost any shape can be cut to your single or double sided sign panels





Shaped add-ons and Display Frames can be added

This sign features a shaped add-on



Display Frames mounted to a shaped Aluminium Plate sign



Post Mounting Options - Standard
6 diameters of Round Posts, 3 sizes of Square Posts.



Single Sided

Double Sided



V-Mount

Inline



Post Mounting Options - Corniche
6 diameters of Round Posts, 3 sizes of Square Posts, Quadrant, Cathedral or Ellipse Posts.



Single Sided

Double Sided



V-Mount

Inline



This sign features corniche mounting



This large multi-panel sign has three posts to meet wind loading requirements






This shaped sign features ball finials



Panels can be any size, shape, colour, and sequence on multi-panel signs



Any panel in a multi-panel sign can be shaped




Options & Information



Vinyl Colour
see page 118



Digital Print
see page 104



Powder Coat Colour
see page 120



Shapes
see page 122



Posts
see page 124



Letters, Logos & Illumination
see page 86

Aluminium Plate
Aluminium AS
Aluminium Tray
Aluminium Hooped
Aluminium Modular
Aluminium Architect
Aluminium Finger
Aluminium Traffic
Aluminium Budget
Aluminium Composite
Aluminium Display
Letters, Logos, Illumination
Acrylic Glass
Digital Print



Aluminium Plate is our entry level flat wall mounted sign





This sign features Aluminium Modular directories



This shaped sign is mounted with fence fixing plates



Flat Wall Mounting Options

4 mounting options for attaching Aluminium Plate signs to a flat wall or fence.



Pozi Head Screws or screws with Screw Caps



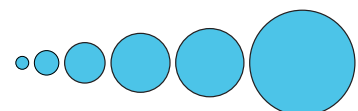
Corniche Stand-Offs



Screws with Screw Caps and Channel



Fence Fixing Plate



Punched fixing holes in 6 sizes – 3mm, 5.5mm, 9mm, 13mm, 15mm or 23mm



Projecting and suspended signs can be any size, shape, and colour for double sided viewing



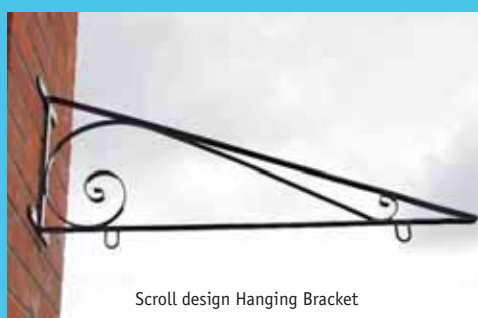


Hanging Brackets

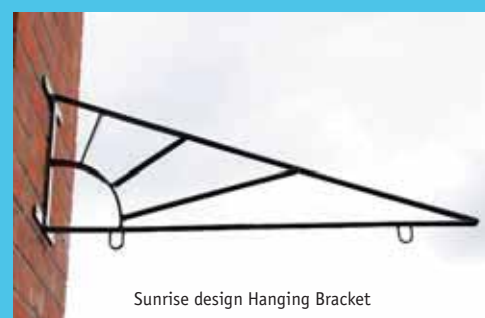
Our Hanging Brackets are made for use with Aluminium Plate signs. Designed for suspending signs between 700mm and 850mm wide, on two rings with 600mm centres. Available in three designs, finished as standard in durable black powder coat.



Circles design Hanging Bracket



Scroll design Hanging Bracket



Sunrise design Hanging Bracket


Options & Information



Vinyl Colour
see page 118



Digital Print
see page 104



Powder Coat Colour
see page 120



Shapes
see page 122



Posts
see page 124



Letters, Logos & Illumination
see page 86

Aluminium AS Signage System

Key Facts

- Optimised for double sided use
- Stylish
- Integrated sleeves for smooth edges
- Durable and low maintenance

	Single Sided	Double Sided	V-Mount	Inline	Corniche
Posts	•	•	•	•	
Totem					
Freestanding					
Flat Wall					
Projecting					
Suspended					

Whenever your requirement calls for a stylish, contemporary sign with graphics to both sides, in a post mounted format, the Aluminium AS Signage System will deliver.

Tech Spec

Material: 3mm aluminium sheet with extruded post sleeves.

Size: Recommended panel depths:
150-200mm up to 600mm wide;
201-300mm up to 890mm wide;
301-3000mm up to 1195mm wide.
Subject to wind loading calculations, we supply with either 50mm posts (AS500 Sleeves), or 76mm posts (AS760 Sleeves).



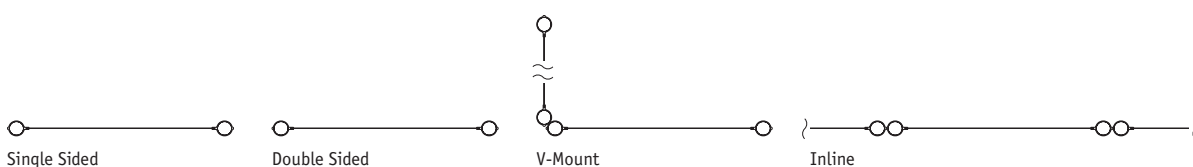


Aluminium AS500 'flag' sign



Post Mounting Options

2 diameters of Round Posts.



Aluminium Plate
Aluminium AS
Aluminium Tray
Aluminium Hooped
Aluminium Modular
Aluminium Architech
Aluminium Finger
Aluminium Traffic
Aluminium Budget
Aluminium Composite
Aluminium Display
Letters, Logos, Illumination
Acrylic Glass
Digital Print



Aluminium AS is ideal for double sided signs –it's typically cheaper than a double sided Aluminium Plate sign

Aluminium AS is ideal for double sided signs





This is a double sided A5760 sign



This sign features alpine finials

Aluminium AS makes great multi-panel signs. Each panel can be a different size, shape, and colour




This multi-panel sign features a slider housing

Options & Information



Digital Print
see page 104



Powder Coat Colour
see page 120



Shapes
see page 122



Posts
see page 124



Letters, Logos & Illumination
see page 86



This shaped sign features a slider housing



The plates can be shaped to suit your requirements



This shaped sign features ball finials



This multi-panel sign features dome finials


Panels can be any size, shape, colour, and sequence on multi-panel signs



AS panels can be used for signs which need regular updates

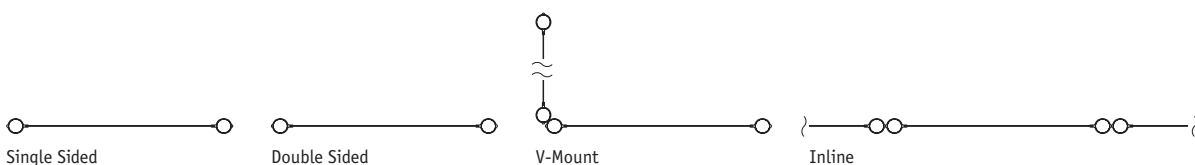


This sign features complex shaping



Post Mounting Options

2 diameters of Round Posts.



Aluminium Tray Signage System

Key Facts

- Flexible and contemporary
- Stylish
- Excellent with optional illumination
- Durable and low maintenance

	Single Sided	Double Sided	V-Mount	Inline	Corniche
Posts	•	•	•	•	
Totem	•	•			
Freestanding					
Flat Wall	•		•	•	
Projecting	•	•			
Suspended	•	•			

The Aluminium Tray Signage System is a stylish, contemporary three dimensional sign solution. Manufactured from durable 3mm aluminium, we fold the edges, weld and smoothly dress the corners. A prestigious upgrade signage system.

Tech Spec

Material: 3mm aluminium sheet tray.
Size: Maximum sign size using one panel is 2950mm x 1425mm face to view. Larger sign sizes are achieved using multiple panels.





This sign features welded angle top posts



This sign features square posts

Three dimensional Aluminium Tray signs are stylish and contemporary




This sign features ball finials

Post Mounting Options

6 diameters of Round Posts, 3 sizes of Square Posts, Quadrant, Cathedral or Ellipse Posts.




Single Sided



Single or Double Sided



V-Mount



Inline



Signs can be made in a range of sizes




This sign is post mounted to the ceiling



Aluminium Tray signs are ideal for large inline applications and directories



This sign features updateable panels



Welded angle top posts

This inline sign features four trays, the middle section is made from two interlocking trays





This sign features wood finish and cathedral posts




Aluminium Tray signs can feature fret cut letters with back lit illumination and colour tube or flexible tube LEDs



Options & Information



Digital Print
see page 104



Powder Coat Colour
see page 120



Shapes
see page 122



Posts
see page 124



Letters, Logos & Illumination
see page 86

Aluminium Plate
Aluminium AS
Aluminium Tray
Aluminium Hooped
Aluminium Modular
Aluminium Architect
Aluminium Finger
Aluminium Traffic
Aluminium Budget
Aluminium Composite
Aluminium Display
Letters, Logos, Illumination
Acrylic Glass
Digital Print



This double sided sign features two trays and ball finials




You can select round, square, quadrant, cathedral or ellipse posts in the same or different colour to the tray



Signs can be made in a range of sizes



Signs can be shaped in a variety of ways



This sign features add-on shapes



This shaped sign features ball finials and base embellishers

All Aluminium Tray signs can be any size, shape, and colour, with add-ons, built-up letters and illumination



This sign features shaped profiles, built up letters and an overlap tray



This V-mount sign features shaped top profiles and ball finials




Post Mounting Options

6 diameters of Round Posts, 3 sizes of Square Posts, Quadrant, Cathedral or Ellipse Posts.




Single Sided



Single or Double Sided



V-Mount



Inline



This sign features ellipse posts



This sign features multiple trays

You can select round, square, quadrant, cathedral or ellipse posts in the same or different colour to the tray



This multi-tray sign features an add-on shape and welded angle top posts



Any tray in a multi-tray sign can be shaped



This shaped sign features multiple trays, one cathedral post and one internal square post

Trays can be any size, shape, colour, and sequence on multi-tray signs




This shaped sign features fret cut letters with illumination

Options & Information



Digital Print
see page 104



Powder Coat Colour
see page 120



Shapes
see page 122



Posts
see page 124



Letters, Logos & Illumination
see page 86



This totem features hidden posts



This is a four sided sign on quadrant posts



This sign features a curved face



Totems offer a stylish twist on the classic post mount sign, and have immediate contemporary appeal





Totems can be any size, shape, and colour with flat or curved faces



This sign features a curved face with cathedral posts




This is a three sided shaped sign

Totem Options

6 diameters of Round Posts, 3 sizes of Square Posts, Quadrant, Cathedral or Ellipse Posts.




Internal Post Double Sided



Single Sided



Double Sided



V-Mount



A tray sign mounted over a modular sign



Aluminium Tray signs are our most popular wall mounted sign

This sign features quadrant post 'wings'





This sign features a curved face



Large signs are made with multiple interlocking trays

Aluminium Tray signs can be made to large sizes by using multiple interlocking trays



Large signs are made with multiple interlocking trays

Options & Information



Digital Print
see page 104



Powder Coat Colour
see page 120



Shapes
see page 122



Posts
see page 124



Letters, Logos & Illumination
see page 86



This sign features trough lighting



Trough lighting is our entry level illumination solution



Large signs are made with multiple interlocking trays



This sign features shaped scalloped corners






This sign features trough lighting



Aluminium Tray signs feature discrete mountings with no visible fixings to the face

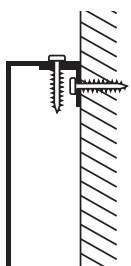


This sign features a shaped add-on

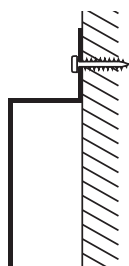


Wall Mounting Options

2 mounting options for attaching Aluminium Tray signs to a flat wall.



Angle and Screws to a flat surface



Screws through an up-fold, ideal for places where space is limited



This sign features rounded corners and illuminated fret cut letters

Aluminium Tray signs can be any size, shape, and colour, featuring fret cut letters with back lit illumination, face lit or halo lit built-up letters and colour tube or flexible tube LEDs



This sign features fret cut illumination and proud letters



This sign features intricate fret cut shapes



This multi-panel sign features halo illuminated built-up letters



See page 86 for our full range of Letters, Logos and Illumination options




This sign features flat cut letters

Options & Information



Digital Print
see page 104



Powder Coat Colour
see page 120



Shapes
see page 122



Posts
see page 124



Letters, Logos & Illumination
see page 86



This multi-panel sign features built-up letters



Flat cut and built-up letters and logos deliver stunning branding for your business



This sign features stand-off acrylic letters and logos



Aluminium Tray signs are our most popular wall mounted sign for retail applications



This sign features built-up letters

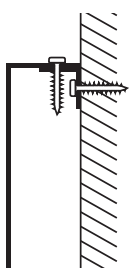


Did you notice the shaped tray?

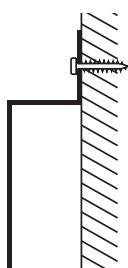


Wall Mounting Options

2 mounting options for attaching Aluminium Tray signs to a flat wall.



Angle and Screws to a flat surface



Screws through an up-fold, ideal for places where space is limited



This sign features channel letters



This sign incorporates shaped add-ons and colour tube LEDs



Trays can feature channel lettering, add-ons, and illumination for greater impact




This sign features shaped add-ons





Projecting tray signs can be used on their own or in conjunction with trays



This trough lit sign is suspended by a hanging bracket

Projecting Aluminium Tray signs can include fret cut lettering with back lit illumination




This sign features fret cut with flush letters

Options & Information



Digital Print
see page 104



Powder Coat Colour
see page 120



Shapes
see page 122



Posts
see page 124



Letters, Logos & Illumination
see page 86

Aluminium	Plate
Aluminium	AS
Aluminium	Tray
Aluminium	Hooped
Aluminium	Modular
Aluminium	Architech
Aluminium	Finger
Aluminium	Traffic
Aluminium	Budget
Aluminium	Composite
Aluminium	Display
Letters, Logos, Illumination	
Acrylic	Glass
Digital	Print

Aluminium Hooped Signage System

Key Facts

- Choice of Aluminium Plate or Aluminium Tray insert
- Bold and stylish
- Variety of profile shapes available
- Durable and low maintenance

	Single Sided	Double Sided	V-Mount	Inline	Corniche
Posts	•	•			
Totem					
Freestanding					
Flat Wall					
Projecting	•	•			
Suspended					

The Aluminium Hooped Signage System creates an instant eye catching impression that makes a bold statement. Technically, it comprises the Aluminium Plate insert or the Aluminium Tray insert, framed within an aluminium post that is curved to shape.

Tech Spec

Material: 3mm aluminium sheet or tray shaped to fit inside a curved 50mm or 76mm diameter post.

Size: Maximum sign size dependant upon single or twin leg format and wind loading calculations.
All sizes limited to 6.00m maximum post length.





This single leg hooped sign has a plate insert

This twin leg hooped sign has a tray insert and post extensions



Post Mounting Options - Aluminium Plate and Aluminium Tray

Aluminium Plate or Aluminium Tray Sign mounted within a Hooped Post. 2 diameters of Round Posts.



Hoop Mounted Plate



Hoop Mounted Tray



This twin leg hooped sign has a plate insert



Aluminium Display Frame mounted on plate insert



Aluminium Hooped signs frame your plate or tray insert with stylish curved posts






Options & Information



Digital Print
see page 104



Powder Coat Colour
see page 120



Shapes
see page 122



Letters, Logos & Illumination
see page 86

Aluminium	Plate
Aluminium	AS
Aluminium	Tray
Aluminium	Hooped
Aluminium	Modular
Aluminium	Architech
Aluminium	Finger
Aluminium	Traffic
Aluminium	Budget
Aluminium	Composite
Aluminium	Display
Letters, Logos, Illumination	
Acrylic	Glass
Digital Print	

Aluminium Signage System

Key Facts

- Flexible and updatable
- Stylish and contemporary
- Suitable for internal and external use
- Durable and low maintenance

	Single Sided	Double Sided	V-Mount	Inline	Corniche
Posts	•	•	•	•	
Totem					
Freestanding					
Flat Wall	•				
Projecting	•	•			
Suspended	•	•			


The Aluminium Modular Signage System is an adaptable and updatable solution that can grow and change with your needs – making it excellent for use where periodic sign updates are likely.

Tech Spec

Material: 16mm aluminium plank extrusion.

Size: Available in heights of 50mm, 100mm, 165mm and 300mm and suitable for widths of up to 2000mm.

Colour: Powder coated white as standard or mill finished.





Aluminium Plate
Aluminium AS
Aluminium Tray
Aluminium Hooped
Aluminium Modular
Aluminium Architech
Aluminium Finger
Aluminium Traffic
Aluminium Budget
Aluminium Composite
Aluminium Display
Letters, Logos, Illumination
Acrylic Glass
Digital Print

Aluminium Modular signs come with a choice of four panel depths: 50mm, 100mm, 165mm and 300mm



This sign features modular round posts



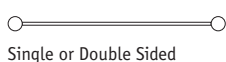
This sign features modular square posts

Post Mounting Options

1 diameter of Round Post, 1 size of Square Post.



Single Sided



Single or Double Sided



V-Mount



Inline




This sign features dome finials



Combine four different panel depths in any sequence with a selection of colour finishes to create a stunning effect



Aluminium Modular is ideal for directory signs



Different height planks can be used freely within a sign





This sign has no gaps between planks



This sign features multi-panel digital printing

Aluminium Modular signs can feature round or square posts



Options & Information

Digital Print
see page 104

Powder Coat Colour
see page 120

Posts
see page 124

Letters, Logos & Illumination
see page 86

Aluminium Plate
Aluminium AS
Aluminium Tray
Aluminium Hooped
Aluminium Modular
Aluminium Architect
Aluminium Finger
Aluminium Traffic
Aluminium Budget
Aluminium Composite
Aluminium Display
Letters, Logos, Illumination
Acrylic Glass
Digital Print




Different height planks can be used freely within a directory sign



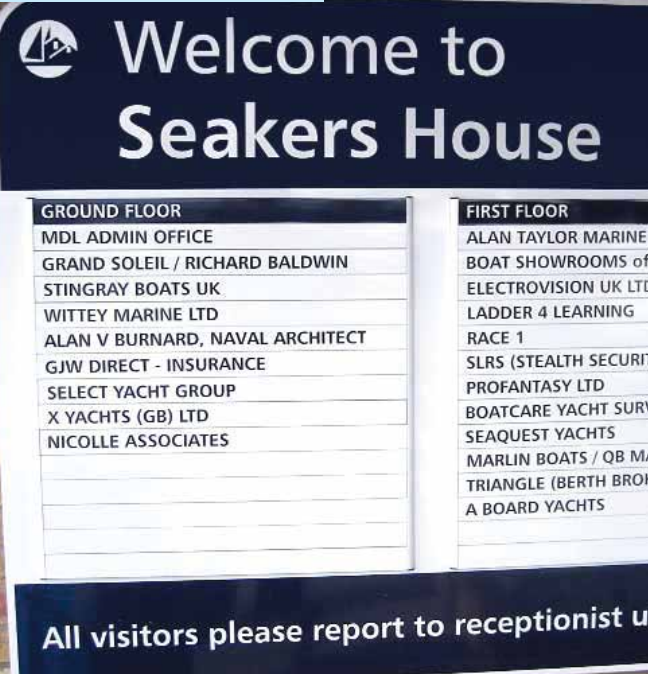
Four different plank heights are a

available



Aluminium Modular makes great wall directory signage

This modular directory is mounted onto a plate sign

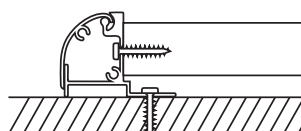





Aluminium Modular directories are ideal when the application requires regular updates



Wall Mounting



Extrusion secures to a suitable flat surface



Four different plank heights are available

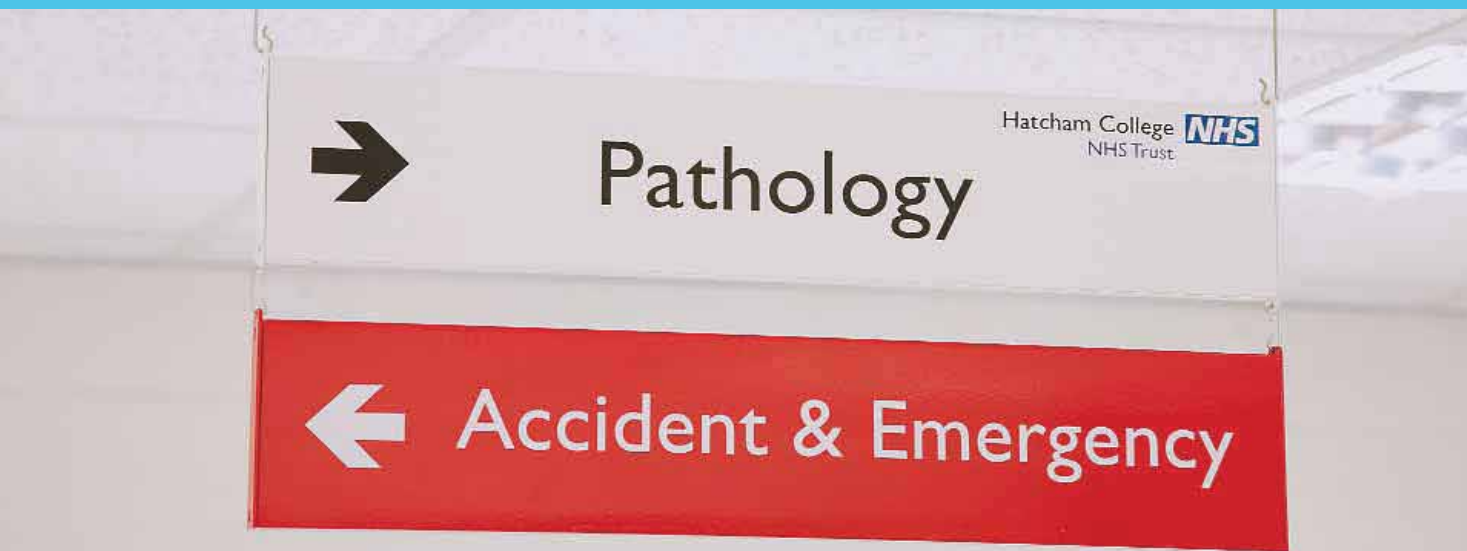


Aluminium Modular signs come with a choice of four panel depths: 50mm, 100mm, 165mm and 300mm



This sign is attached using colour coded pozi head screws





Aluminium Modular signs can be suspended to create hanging directories



Suspended end caps can be specified with one eye for single plank use, or two eyes for multi-plank use



Options & Information



Digital Print
see page 104



Powder Coat Colour
see page 120



Posts
see page 124



Letters, Logos & Illumination
see page 86

Aluminium Plate
Aluminium AS
Aluminium Tray
Aluminium Hooped
Aluminium Modular
Aluminium Architect
Aluminium Finger
Aluminium Traffic
Aluminium Budget
Aluminium Composite
Aluminium Display
Letters, Logos, Illumination
Acrylic Glass
Digital Print

Aluminium Architech Signage System

Key Facts

- Flexible and user updatable
- Stylish designer finish
- Optimised for internal use
- Durable and low maintenance

	Single Sided	Double Sided	V-Mount	Inline	Corniche
Posts	•	•			
Totem	•	•			
Freestanding	•	•			
Flat Wall	•				
Projecting	•	•			
Suspended	•	•			

The Aluminium Architech Signage System is designed for use where contemporary style or frequent sign updates are required. Featuring an **arc** profile with anti-glare insert to deliver **hitech** style. Capable of being user updatable with paper inserts or externally with vinyl graphics.

Tech Spec

Material: Curved aluminium extrusion with CLIC-LOC technology and anti-glare clear cover.

Size: Available in profiles of 50mm, 100mm, 150mm, 215mm, 300mm, 420mm and 600mm and suitable for signs of up to 2000mm.





This freestanding sign features a round base plate

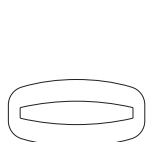
Architech can be post mounted and feature user updatable graphics



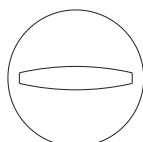
600mm profile signs feature two posts

Post Mounting Options

1 diameter of round post for permanently planting the post(s), or with a Base plate for freestanding or permanent fixing.



Post mounted onto an Eye shaped Base plate



Post mounted onto a circular Base plate

Totem Mounting Options

There are 3 different Architech Totem styles, which mount to a Base plate for freestanding or permanent fixing.



Single Sided Totem



Double Sided Slim Totem



Double Sided Wide Totem

A selection of freestanding Architech signs



This is a double sided wide totem

Architech post or totem signs can be single or double sided

This is a double sided slim totem



This is a single sided slim totem





Architech is available as a freestanding sign for retail applications



This sign incorporates divider strips to create a directory



Desk top format available
in four profile sizes



Desktop - high level format


Desktop - low level format



Options & Information



Digital Print
see page 104



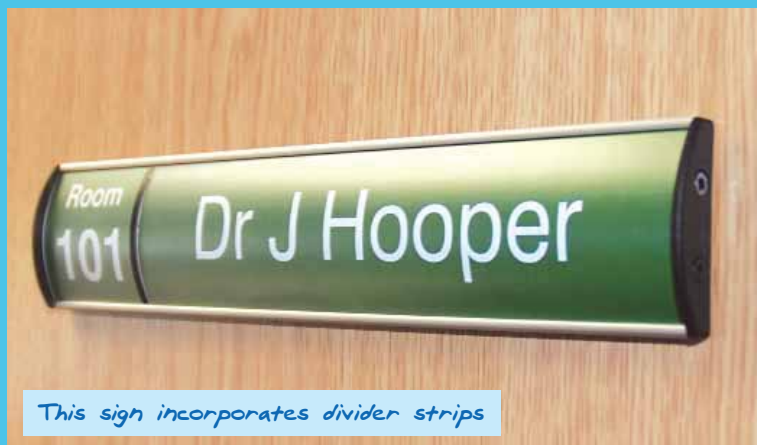
Powder Coat Colour
see page 120



**Letters, Logos
& Illumination**
see page 86



This sign features a metallic acrylic insert

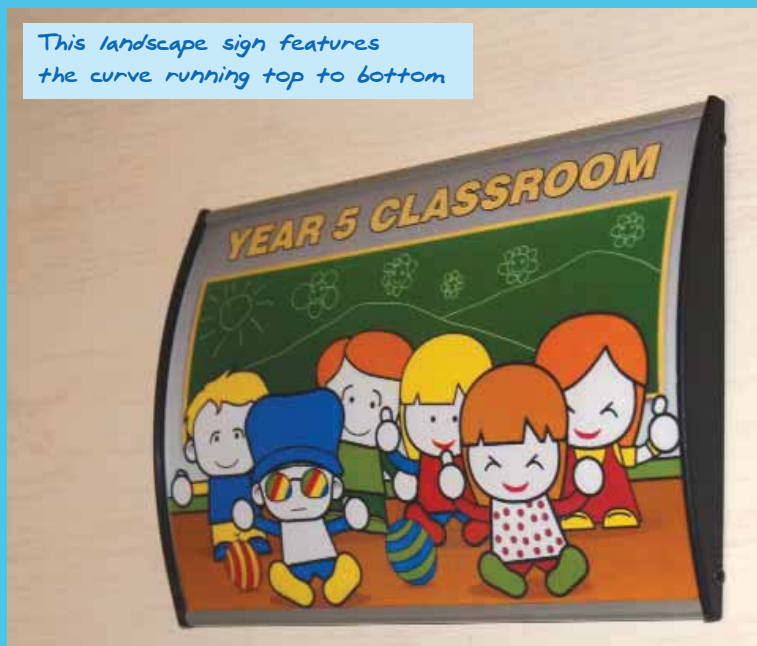


This sign incorporates divider strips

Architech signage is available in seven curved profiles: 50mm, 100mm, 150mm, 215mm, 300mm, 420mm and 600mm. The curve can run head to foot or side to side in wall mounted applications



Powder coated Architech mounted to a shaped plate sign



This landscape sign features the curve running top to bottom



This portrait sign features the curve running left to right



This sign incorporates divider strips to create a directory



This sign features metal flat wall end caps



Architech is ideal for directory signs

Architech creates great user updatable directory signage



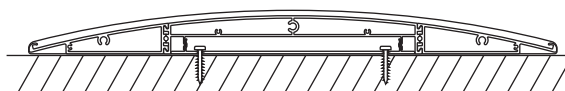
Suckers are supplied for replacing inserts

Wall Mounting Options

Curved aluminium extrusion in profiles of 50mm, 100mm, 150mm, 215mm, 300mm, 420mm and 600mm - all with CLIC-LOC technology.



Screw the backing plate to a suitable flat surface



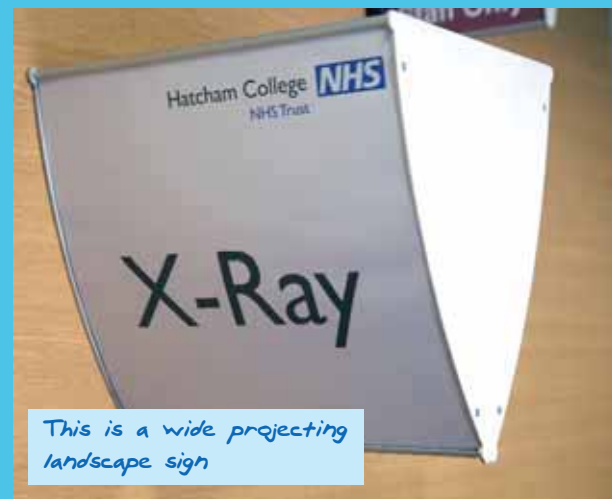
CLIC-LOC the curved face extrusion to the backing plate



This is a slim projecting portrait sign



This is a wide projecting portrait sign

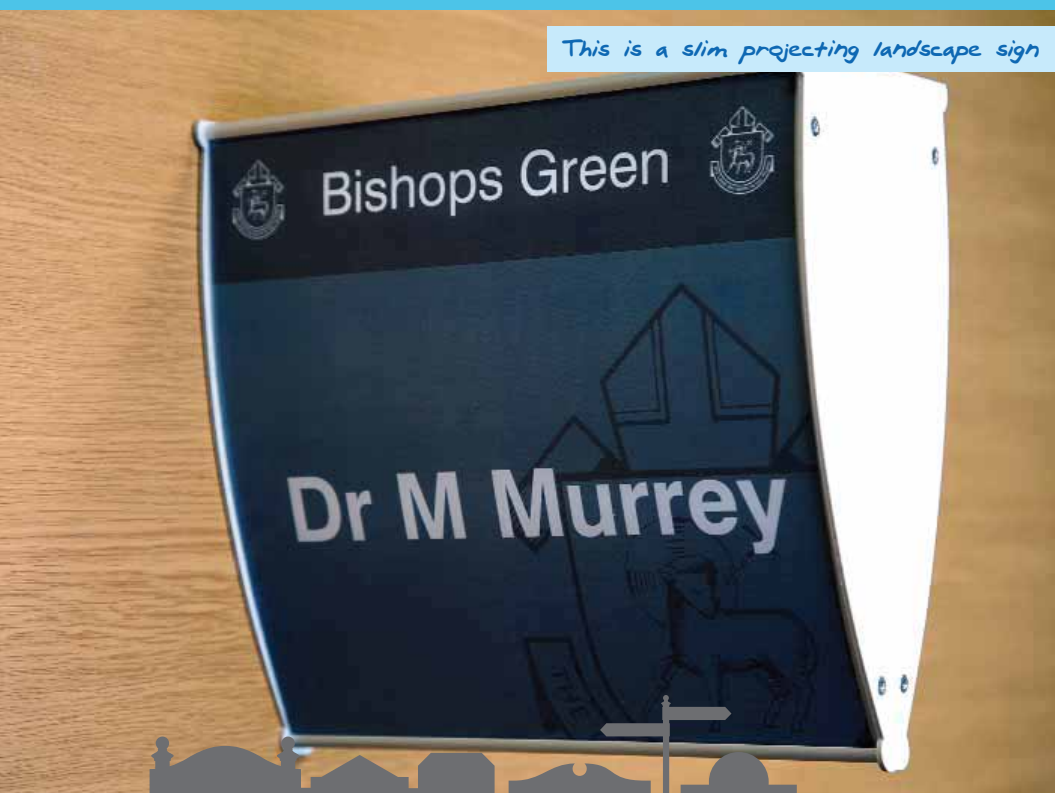


This is a wide projecting landscape sign



This is a totem projecting landscape sign

Architech can project in landscape (top to bottom curve) or portrait (side to side curve) format



This is a slim projecting landscape sign





This sign incorporates bespoke suspended end caps

Suspended Architech completes this flexible range


This sign features three different Architech profiles



Options & Information



Digital Print
see page 104



Powder Coat Colour
see page 120



Letters, Logos & Illumination
see page 86

Aluminium	Plate
Aluminium	AS
Aluminium	Tray
Aluminium	Hoop
Aluminium	Modular
Aluminium	Architech
Aluminium	Finger
Aluminium	Traffic
Aluminium	Budget
Aluminium	Composite
Aluminium	Display
Letters, Logos, Illumination	
Acrylic	Glass
Digital	Print

Aluminium Finger Signage System

Key Facts

- Flexible and adaptable
- Stylish
- Modular design
- Durable and low maintenance

	Single Sided	Double Sided	V-Mount	Inline	Corniche
Posts	•	•			
Totem					
Freestanding					
Flat Wall					
Projecting					
Suspended					

The Aluminium Finger Signage System is a scalable navigation solution. Comprising either Aluminium Plate or Aluminium Modular pointers, the system incorporates infinite flexibility.

Tech Spec


- Material:** 3mm aluminium sheet or 16mm aluminium plank extrusion with extruded post sleeves.
- Size:** Standard Finger size 750mm wide x 165mm deep. Bespoke sizes available. Mounted one plate sign per level using AS760 Sleeves. Our AS980 Sleeves mount one, two or three plank signs per level. Both sleeves fit 76mm posts.





This is an AS760 finger sign

AS760 sleeves mount one finger sign per level which can be mounted in any direction




This sign features a gothic finial



Post Mounting Options - AS760

One plate sign per level. 76mm diameter Post.

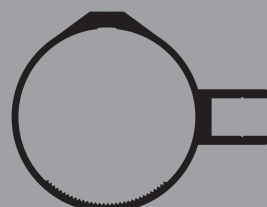


AS760 Sleeve



Post Mounting Options - AS980

One, two or three plank signs per level. 76mm diameter Post.



AS980 Sleeve

Single Finger

Double Finger

Triple Finger



Plate	Aluminium
AS	Aluminium
Tray	Aluminium
Hooped	Aluminium
Modular	Aluminium
Architech	Aluminium
Finger	Aluminium
Traffic	Aluminium
Budget	Aluminium
Composite	Aluminium
Display	Aluminium
Letters, Logos, Illumination	Aluminium
Acrylic Glass	Aluminium
Digital Print	Aluminium



AS760 mount one finger per level

Plate or modular fingers are supplied at 750mm length as standard




Traffic Finger Plates

Double Sided End Mounted

These Finger Plate signs, due to their budget manufacturing design, are primarily aimed at the Traffic Signage market. Manufactured in sizes to meet current road traffic regulations, they are also available in other sizes for non-traffic installations.






AS980 sleeves mount one, two or three signs per level with a minimum angle of 60° between fingers on the same level



This is an AS980 finger sign with four fingers over two levels




AS980 mounts one, two or three fingers per level

Options & Information



Digital Print
see page 104



Powder Coat Colour
see page 120



Shapes
see page 122



Posts
see page 124



Letters, Logos & Illumination
see page 86


Aluminium Traffic Signage System

Key Facts

- Meets current road traffic regulations
- High Intensity or Engineering grades
- Wide selection available from stock
- Durable and low maintenance

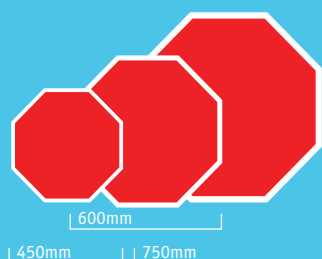
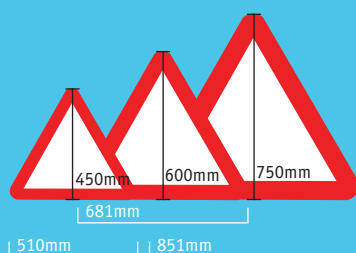
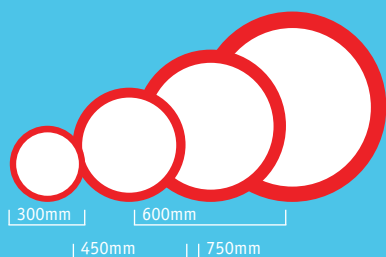
	Single Sided	Double Sided	V-Mount	Inline	Corniche
Posts	•	•	•	•	
Totem					
Freestanding	•				
Flat Wall	•				
Projecting	•	•			
Suspended	•	•			

The Aluminium Traffic Signage System comprises stock, bespoke, temporary and non-highway signs. All of our standard traffic signs are manufactured in compliance with current UK regulations –BS EN 12899-1:2007 and BS 8442. Our production facility provides capacity for small one-off orders, through to large multi-sign contracts with scheduled deliveries.




Stock Traffic Signage

Our stock Regulatory and Warning Signs are manufactured using Class RA 2 High Intensity vinyl or Class RA 1 Engineering Grade vinyl that is pressure applied onto 3mm aluminium plate, powder coated grey on the reverse for added durability and long life. Supplied with clip extrusion on the reverse for post mounting, or without for wall mounting.




Traffic Signage to British Standards

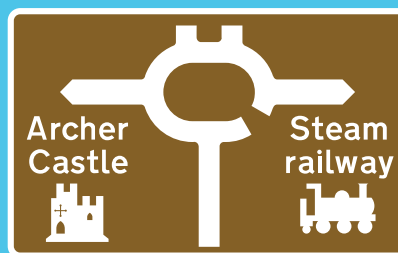
All of our standard traffic signs are manufactured in compliance with current UK regulations – BS EN 12899-1:2007 and BS 8442.



Class RA 2
High Intensity vinyl
(the old BS 873 Class 1)
The standard material for the majority of road traffic signs.
Available in white, yellow, red, blue and green and backed by a 10-12 year 3M guarantee.

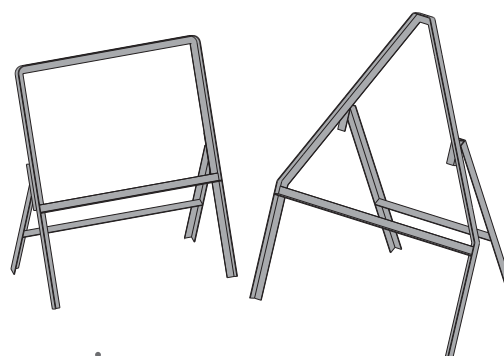


Class RA 1
Engineering Grade vinyl
(the old BS 873 Class 2)
For use on permanent road traffic signs and delineators, street nameplates, safety markings and other everyday signing that is less critical for road users.
Available in white, yellow, red, blue, green, brown and orange and backed by a 7 year guarantee.



Temporary Traffic Signage


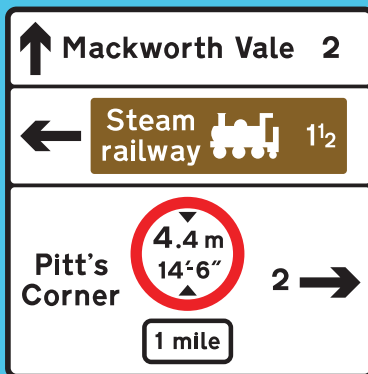
We can manufacture Temporary Traffic Signs to meet BS 8442, using Class RA 2 and Class RA 1 vinyls that are pressure applied onto 3mm aluminium plate, powder coated grey on the reverse for added durability and long life. All signs are available for post mounting or with frames. Frames are available in triangular, square and rectangular formats in various sizes.



Bespoke Traffic Signage

Our bespoke standard Traffic Signs are manufactured using Class RA 2 High Intensity vinyl or Class RA 1 Engineering Grade vinyl that is pressure applied onto 3mm aluminium plate, powder coated grey on the reverse for added durability and long life. Supplied with clip extrusion on the reverse for post mounting.

Our design team have the specialist knowledge and experience necessary to produce high quality technical working drawings that meet BS EN 12899-1:2007 and BS 8442.



Non-Highway Signage

For applications such as car parks and other non-highway locations, we can supply non-standard traffic signs for wall mounting, suspended and projecting formats to suit, as well as post mounting.


Aluminium Banding Signs

Key Facts

- Functional and low cost
- For use with existing posts
- Three stock sizes
- Durable and low maintenance

The Aluminium Banding Sign is a low cost solution. Manufactured from aluminium plate and stocked in three sizes with radius corners. Designed for mounting with banding directly onto existing posts or lamp posts. We can manufacture other sizes with a limited width. For larger sizes please use the Aluminium Plate Signage System. Suitable for use internally or externally.

Stock Sizes



150mm x 200mm

210mm x 297mm

297mm x 420mm

Aluminium Banding Signs 3mm / 11swg

Stock Items

Finish	Size (w x h)
White/White	150mm x 200mm
White/White	210mm x 297mm
White/White	297mm x 420mm

Non-Stock Items

Finish	Size (w x h)
Other Colours (see page 120)	150mm x 200mm
Other Colours (see page 120)	210mm x 297mm
Other Colours (see page 120)	297mm x 420mm

These can also be made in any size - call with your requirements.

Available in a selection of 108 powder coated colours and 6 wood effect finishes - see page 120 for details.

Further colours are available at extra cost.

Banding Signs have two bridge lance press holes designed to take 13mm or 19mm banding.

Aluminium Banding Signs 1.63mm / 16swg

Stock Items

Finish	Size (w x h)
White/Mill	150mm x 200mm
White/Mill	210mm x 297mm
White/Mill	297mm x 420mm

Non-Stock Items

Finish	Size (w x h)
Other Colours (see page 120)	150mm x 200mm
Other Colours (see page 120)	210mm x 297mm
Other Colours (see page 120)	297mm x 420mm

These can also be made in any size - call with your requirements.

Available in a selection of 108 powder coated colours and 6 wood effect finishes - see page 120 for details.

Further colours are available at extra cost.

Banding Signs have two bridge lance press holes designed to take 13mm or 19mm banding.





Non-Stock

Complete your sign with durable, long lasting full colour digital printing or vinyl graphics, so its ready to install straight out of the box.




Aluminium Plate
Aluminium AS
Aluminium Tray
Aluminium Hooped
Aluminium Modular
Aluminium Architech
Aluminium Finger
Aluminium Traffic
Aluminium Budget
Aluminium Composite
Aluminium Display
Letters, Logos, Illumination
Acrylic Glass
Digital Print

Aluminium Projecting Signs

Key Facts

- Functional and low cost
- Optimised for double sided use
- Three standard shapes
- Available from stock

The Aluminium Projecting Sign is a low cost projecting sign range. Manufactured from quality aluminium plate and stocked in three shapes at two sizes. Our entry level projecting sign solution.



Aluminium Projecting Signs 3mm / 11swg

Stock Items

Description	Size (w x h)	Finish
Small Rectangular Sign	225mm x 150mm	White/White
Large Rectangular Sign	300mm x 240mm	White/White
Small Circular Sign	200mm diameter	White/White
Large Circular Sign	300mm diameter	White/White
Small Elliptical Sign	250mm x 200mm	White/White
Large Elliptical Sign	375mm x 300mm	White/White

Non-Stock Items

Description	Size (w x h)	Finish
Small Rectangular Sign	225mm x 150mm	Other Colours (see page 120)
Large Rectangular Sign	300mm x 240mm	Other Colours (see page 120)
Small Circular Sign	200mm diameter	Other Colours (see page 120)
Large Circular Sign	300mm diameter	Other Colours (see page 120)
Small Elliptical Sign	250mm x 200mm	Other Colours (see page 120)
Large Elliptical Sign	375mm x 300mm	Other Colours (see page 120)

These can also be made in any size - call with your requirements.

Available in a selection of 108 powder coated colours and 6 wood effect finishes - see page 120 for details. Further colours are available at extra cost. All signs have 40mm return for fixing to flat walls.



Aluminium Bordeaux Signs

Key Facts

- Dimensional projecting sign
- Optimised for double sided use
- Stylish and contemporary upgrade
- Available from stock

The Aluminium Bordeaux Sign is a contemporary projecting sign at a surprisingly low cost. Available from stock, or custom made to length. A prestigious upgrade to Aluminium Projecting Signs.



Aluminium Bordeaux Signs

Stock Items

Finish	Size	Length
White with Black End Caps	150mm x 50mm	200mm

Non-Stock Items

Finish	Size	Length
Other Colours (see page 120) with Black End Caps	150mm x 50mm	200mm

These can also be made in any length up to 2100mm - call with your requirements.

Available in a selection of 108 powder coated colours and 6 wood effect finishes - see page 120 for details. Further colours are available at extra cost.



Aluminium Composite Signage System

Key Facts

- Light weight
- Economy alternative to aluminium
- Pre-coloured ready for use
- Suitable for internal and external use

	Plate	Tray	Hoopd	Traffic
Posts	•		•	•
Totem				
Freestanding				
Flat Wall	•	•		•
Projecting			•	
Suspended	•			

Aluminium Composite is the alternative material to aluminium for those who value economy as their number one priority. Composite material is less durable than aluminium, which is why we manufacture a reduced selection of signs for which this material is suitable.

Tech Spec

- Material:** 3mm aluminium composite sheet. A sandwich of 0.3mm aluminium, 2.4mm polyethylene core, 0.3mm aluminium.
- Size:** Maximum sign size using one panel is 3000mm x 1500mm for Plate, 2950mm x 1400mm face to view for Tray.
- Environment:** Composite material requires specialist recycling facilities.

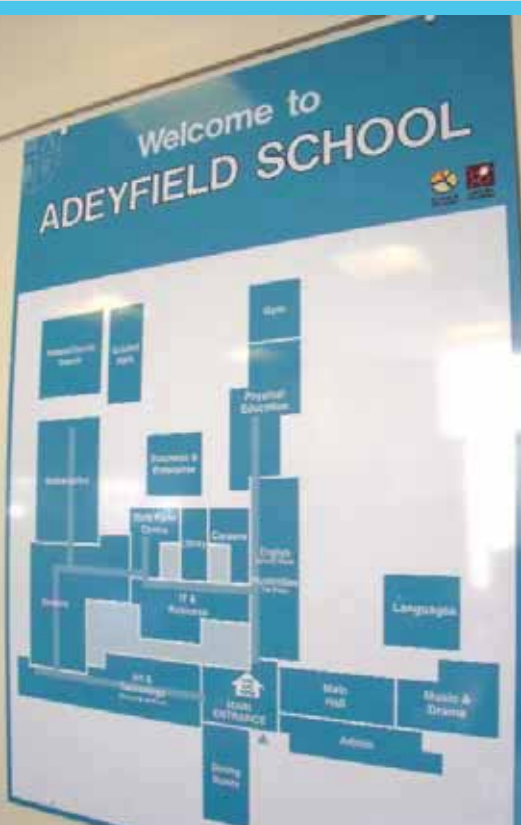




A composite tray with digital print wrapped around the return

COMPOSITE SIGN TRAYS

Aluminium Composite is available in a range of standard colours




TRAYS & LETTERS

Brushed steel effect flat cut letters

Aluminium Plate
Aluminium AS
Aluminium Tray
Aluminium Hooped
Aluminium Modular
Aluminium Archtech
Aluminium Finger
Aluminium Traffic
Aluminium Budget
Aluminium Composite
Aluminium Display
Letters, Logos, Illumination
Acrylic Glass
Digital Print




A composite tray with digital print wrapped around the return



Composite tray with 'mitred' corners



Composite tray with 'envelope' corners



A fret cut and illuminated composite tray




Aluminium tray with welded and smoothly dressed corners



DIBOND® traffic

Most Aluminium Traffic signs are manufactured from aluminium to meet road traffic signage regulations. However, we also manufacture with DIBOND traffic for signs installed in high theft areas. DIBOND traffic is the only composite material approved under the same regulations.

See page 66 for the full range of Aluminium Traffic Signs.



Aluminium Composite - a sandwich of 0.3mm aluminium with a 2.4mm polyethylene core

Composite Plate Post Mount




Standard 6 diameters of Round Posts, 3 sizes of Square Posts.



Single Sided



Double Sided



V-Mount




Inline




Corniche 6 diameters of Round Posts, 3 sizes of Square Posts, Quadrant, Cathedral or Ellipse Posts.




Single Sided



Double Sided

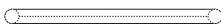


V-Mount



Inline

Aluminium Hooped Post 2 diameters of Round Posts.



Single Sided

Composite Plate and Tray Flat Wall Mount

Plate 3 mounting options for attaching Composite Plate signs to a flat wall or fence.



Pozi Head Screws or screws with Screw Caps

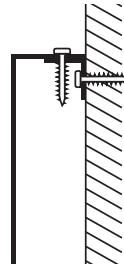


Corniche Stand-Offs



Fence Fixing Plate

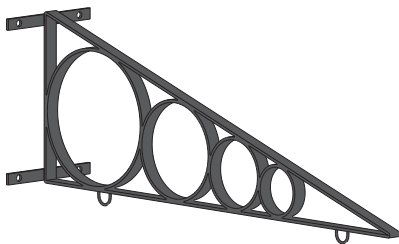
Tray 1 mounting option for attaching Composite Tray signs to a flat wall.



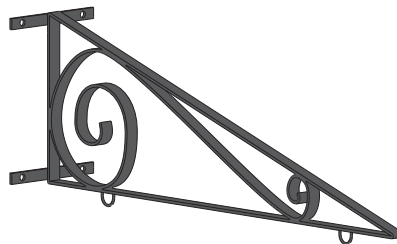
Angle and Screws to a flat surface

Composite Plate Suspended

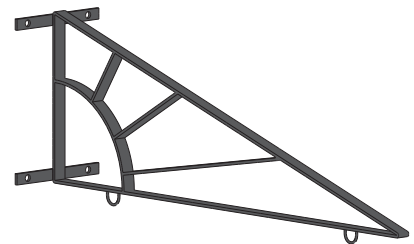
Plate 3 Hanging Brackets for suspending Composite Plate signs.



Circles design Hanging Bracket



Scroll design Hanging Bracket



Sunrise design Hanging Bracket

Options & Information



Vinyl Colour
see page 118



Digital Print
see page 104



Shapes
see page 122



Posts
see page 124




Letters, Logos & Illumination
see page 86

Aluminium Display Signage Systems

Clip Frames

Silver anodised finish with round chrome effect corners, 25mm profile clip frames, styrene back panel and anti-glare polypropylene insert.

Recommended for internal use, but weather resistant with vinyl or other waterproof inserts.



Clip Frames 25mm Edging

Stock Items

Insert Size	Visible Area	Total Size (h x w x d)
297mm x 210mm (A4)	277mm x 190mm	328mm x 241mm x 11mm
420mm x 297mm (A3)	400mm x 277mm	451mm x 328mm x 11mm
594mm x 420mm (A2)	574mm x 400mm	625mm x 451mm x 11mm
700mm x 500mm	680mm x 480mm	731mm x 531mm x 11mm
841mm x 594mm (A1)	821mm x 574mm	872mm x 625mm x 11mm
1189mm x 841mm (A0)	1169mm x 821mm	1120mm x 872mm x 11mm

These can also be made in any size - call with your requirements.

Clip Frame A Boards

Silver anodised finish with round chrome effect corners, 32mm profile clip frames, zintec shock resistant anti-corrosive back panel, anti-glare polypropylene insert. Good stability with aluminium legs, metal hinges and locking stays.

Weather resistant with vinyl or other waterproof inserts.



Clip Frames A Boards 32mm Edging

Stock Items

Insert Size	Visible Area	Total Size (h x w x d)
700mm x 500mm	682mm x 482mm	999mm x 545mm x 683mm
841mm x 594mm (A1)	823mm x 576mm	1094mm x 639mm x 744mm

These can also be made in any size - call with your requirements.

Clip Frames are 19mm deep.



Mitred Clip Frames

Silver anodised or durable powder coated finish with mitred corners, 25mm profile clip frames, strong plastic back panel and anti-glare polypropylene insert.

Recommended for internal use, but weather resistant with vinyl or other waterproof inserts.

Mitred Clip Frames 25mm Edging

Non-Stock Items

Insert Size	Visible Area	Total Size (h x w x d)
297mm x 210mm (A4)	277mm x 190mm	327mm x 240mm x 11mm
420mm x 297mm (A3)	400mm x 277mm	450mm x 327mm x 11mm
594mm x 420mm (A2)	574mm x 400mm	624mm x 450mm x 11mm
762mm x 508mm (30" x 20")	742mm x 488mm	792mm x 538mm x 11mm
840mm x 594mm (A1)	820mm x 574mm	870mm x 624mm x 11mm
1016mm x 762mm (40" x 30")	996mm x 742mm	1046mm x 792mm x 11mm
1188mm x 840mm (A0)	1168mm x 820mm	1218mm x 870mm x 11mm
1524mm x 1016mm(60" x 40")	1504mm x 996mm	1554mm x 1046mm x 11mm

These can also be made in any size - call with your requirements.

Available silver anodised, or in a selection of 12 powder coated and 2 wood laminate finishes - see page 85 for details. A further 200 colours are available at extra cost.



Aluminium A Boards

Durable 3mm aluminium, folded to shape and powder coated in the Aluminium stock colour range or non-stock colours featured on page 120. Designed for application of vinyl graphics, digital print or blackboard vinyl. Good stability with metal hinges and fixed opening.

Recommended for internal and external use.

Aluminium A Boards

Stock Items

Finish	Visible Area	Total Size (h x w x d)
Mill Finish	645mm x 440mm	740mm x 445mm x 600mm
AS06 White	645mm x 440mm	740mm x 445mm x 600mm

Non-Stock Items

Finish	Visible Area	Total Size (h x w x d)
Other Colours (see page 120)	645mm x 440mm	740mm x 445mm x 600mm

These can also be made in any size - call with your requirements.

Available in a selection of 108 powder coated colours and 6 wood effect finishes - see page 120 for details. Further colours are available at extra cost.



Standard Lock Display Frames

These Display Frames are lockable, waterproof and vandal resistant. Our Standard Lock Display Frames have silver anodised or durable powder coated finish with mitred corners, 45mm profile frames, waterproof seal, 2mm plastic door glazing, door stays to hold the door open and key lock.

Recommended for internal and external use.

Standard Lock Poster Frames 45mm Edging

Stock Items

Insert Size	Visible Area	Total Size (h x w x d)
297mm x 210mm (A4)	277mm x 190mm	367mm x 280mm x 33mm
420mm x 297mm (A3)	400mm x 277mm	490mm x 367mm x 33mm
594mm x 420mm (A2)	574mm x 400mm	664mm x 490mm x 33mm
841mm x 594mm (A1)	820mm x 574mm	910mm x 664mm x 33mm
1189mm x 841mm (A0)	1168mm x 820mm	1258mm x 910mm x 33mm

Non-Stock Items

Insert Size	Visible Area	Total Size (h x w x d)
700mm x 500mm	680mm x 480mm	770mm x 570mm x 33mm
762mm x 508mm (30" x 20")	742mm x 488mm	832mm x 578mm x 33mm
1000mm x 700mm	980mm x 680mm	1070mm x 770mm x 33mm
1016mm x 762mm (40" x 30")	996mm x 742mm	1086mm x 832mm x 33mm
1400mm x 1000mm	1380mm x 980mm	1470mm x 1070mm x 33mm
1524mm x 1016mm (60" x 40")	1504mm x 996mm	1594mm x 1086mm x 33mm

These can also be made in any size - call with your requirements.



Colour Standard Lock Poster Frames 45mm Edging

Non-Stock Items

Insert Size	Visible Area	Total Size (h x w x d)
297mm x 210mm (A4)	277mm x 190mm	367mm x 280mm x 33mm
420mm x 297mm (A3)	400mm x 277mm	490mm x 367mm x 33mm
594mm x 420mm (A2)	574mm x 400mm	664mm x 490mm x 33mm
700mm x 500mm	680mm x 480mm	770mm x 570mm x 33mm
762mm x 508mm (30" x 20")	742mm x 488mm	832mm x 578mm x 33mm
841mm x 594mm (A1)	820mm x 574mm	910mm x 664mm x 33mm
1000mm x 700mm	980mm x 680mm	1070mm x 770mm x 33mm
1016mm x 762mm (40" x 30")	996mm x 742mm	1086mm x 832mm x 33mm
1189mm x 841mm (A0)	1168mm x 820mm	1258mm x 910mm x 33mm
1400mm x 1000mm	1380mm x 980mm	1470mm x 1070mm x 33mm
1524mm x 1016mm (60" x 40")	1504mm x 996mm	1594mm x 1086mm x 33mm

These can also be made in any size - call with your requirements.

Available in a selection of 12 powder coated and 2 wood laminate finishes - see page 85 for details. A further 200 colours are available at extra cost.



Standard Lock Pin Board Frames 45mm Edging

Stock Items

Insert Size	Visible Area	Total Size (h x w x d)
297mm x 210mm (A4)	297mm x 210mm	387mm x 300mm x 33mm
420mm x 297mm (A3)	420mm x 297mm	510mm x 387mm x 33mm
594mm x 420mm (A2)	594mm x 420mm	684mm x 510mm x 33mm
841mm x 594mm (A1)	840mm x 594mm	930mm x 684mm x 33mm
1189mm x 841mm (A0)	1188mm x 840mm	1278mm x 930mm x 33mm

Non-Stock Items

Insert Size	Visible Area	Total Size (h x w x d)
700mm x 500mm	700mm x 500mm	790mm x 590mm x 33mm
762mm x 508mm (30" x 20")	762mm x 508mm	852mm x 598mm x 33mm
1000mm x 700mm	1000mm x 700mm	1090mm x 790mm x 33mm
1016mm x 762mm (40" x 30")	1016mm x 762mm	1106mm x 852mm x 33mm
1400mm x 1000mm	1400mm x 1000mm	1490mm x 1090mm x 33mm
1524mm x 1016 (60" x 40")	1524mm x 1016mm	1614mm x 1106mm x 33

These can also be made in any size - call with your requirements.
Supplied from stock in silver anodised finish with grey felt back panel.



Colour Standard Lock Pin Board Frames 45mm Edging

Non-Stock Items

Insert Size	Visible Area	Total Size (h x w x d)
297mm x 210mm (A4)	297mm x 210mm	387mm x 300mm x 33mm
420mm x 297mm (A3)	420mm x 297mm	510mm x 387mm x 33mm
594mm x 420mm (A2)	594mm x 420mm	684mm x 510mm x 33mm
700mm x 500mm	700mm x 500mm	790mm x 590mm x 33mm
762mm x 508mm (30" x 20")	762mm x 508mm	852mm x 598mm x 33mm
841mm x 594mm (A1)	840mm x 594mm	930mm x 684mm x 33mm
1000mm x 700mm	1000mm x 700mm	1090mm x 790mm x 33mm
1016mm x 762mm (40" x 30")	1016mm x 762mm	1106mm x 852mm x 33mm
1189mm x 841mm (A0)	1188mm x 840mm	1278mm x 930mm x 33mm
1400mm x 1000mm	1400mm x 1000mm	1490mm x 1090mm x 33mm
1524mm x 1016 (60" x 40")	1524mm x 1016mm	1614mm x 1106mm x 33mm

These can also be made in any size - call with your requirements.

Available in a selection of 12 powder coated and 2 wood laminate finishes - see page 85 for details. A further 200 colours are available at extra cost.
Available with grey, blue, green or red felt back panels.



Premium Lock Display Frames

These Display Frames are lockable, waterproof and vandal resistant. Our Premium Lock Display Frames have silver anodised or durable powder coated finish with mitred corners, 55mm profile frames with durable piano hinges, waterproof seal, 2mm plastic door glazing, door stays to hold the door open and an upgraded key lock.

Recommended for internal and external use.



Premium Lock Poster Frames 55mm Edging

Non-Stock Items

Insert Size	Visible Area	Total Size (h x w x d)
297mm x 210mm (A4)	277mm x 185mm	382mm x 295mm x 40mm
420mm x 297mm (A3)	395mm x 272mm	505mm x 382mm x 40mm
594mm x 420mm (A2)	569mm x 395mm	679mm x 505mm x 40mm
700mm x 500mm	675mm x 475mm	785mm x 585mm x 40mm
762mm x 508mm (30" x 20")	737mm x 483mm	847mm x 593mm x 40mm
841mm x 594mm (A1)	815mm x 569mm	925mm x 679mm x 40mm
1000mm x 700mm	975mm x 675mm	1085mm x 785mm x 40mm
1016mm x 762mm (40" x 30")	991mm x 737mm	1101mm x 847mm x 40mm
1189mm x 841mm (A0)	1163mm x 815mm	1273mm x 925mm x 40mm
1400mm x 1000mm	1375mm x 975mm	1485mm x 1085mm x 40mm
1524mm x 1016 (60" x 40")	1499mm x 991mm	1609mm x 1101mm x 40

These can also be made in any size - call with your requirements.



Colour Premium Lock Poster Frames 55mm Edging

Non-Stock Items

Insert Size	Visible Area	Total Size (h x w x d)
297mm x 210mm (A4)	277mm x 185mm	382mm x 295mm x 40mm
420mm x 297mm (A3)	395mm x 272mm	505mm x 382mm x 40mm
594mm x 420mm (A2)	569mm x 395mm	679mm x 505mm x 40mm
700mm x 500mm	675mm x 475mm	785mm x 585mm x 40mm
762mm x 508mm (30" x 20")	737mm x 483mm	847mm x 593mm x 40mm
841mm x 594mm (A1)	815mm x 569mm	925mm x 679mm x 40mm
1000mm x 700mm	975mm x 675mm	1085mm x 785mm x 40mm
1016mm x 762mm (40" x 30")	991mm x 737mm	1101mm x 847mm x 40mm
1189mm x 841mm (A0)	1163mm x 815mm	1273mm x 925mm x 40mm
1400mm x 1000mm	1375mm x 975mm	1485mm x 1085mm x 40mm
1524mm x 1016 (60" x 40")	1499mm x 991mm	1609mm x 1101mm x 40mm

These can also be made in any size - call with your requirements.

Available in a selection of 11 powder coated colours - see page 85 for details.

A further 200 colours are available at extra cost.



Premium Lock Display
Frames feature upgraded
key locks, better hinges
and wider frames for
improved security

Premium Lock Pin Board Frames 55mm Edging

Non-Stock Items

Insert Size	Visible Area	Total Size (h x w x d)
297mm x 210mm (A4)	297mm x 210mm	407mm x 320mm x 40mm
420mm x 297mm (A3)	420mm x 297mm	530mm x 407mm x 40mm
594mm x 420mm (A2)	594mm x 420mm	704mm x 530mm x 40mm
700mm x 500mm	700mm x 500mm	810mm x 610mm x 40mm
762mm x 508mm (30" x 20")	762mm x 508mm	872mm x 618mm x 40mm
841mm x 594mm (A1)	840mm x 594mm	950mm x 704mm x 40mm
1000mm x 700mm	1000mm x 700mm	1110mm x 810mm x 40mm
1016mm x 762mm (40" x 30")	1016mm x 762mm	1126mm x 872mm x 40mm
1189mm x 841mm (A0)	1188mm x 840mm	1298mm x 950mm x 40mm
1400mm x 1000mm	1400mm x 1000mm	1510mm x 1110mm x 40mm
1524mm x 1016mm(60" x 40")	1524mm x 1016mm	1634mm x 1126mm x 40mm

These can also be made in any size - call with your requirements.
Supplied from stock in silver anodised finish with grey felt back panel.



Colour Premium Lock Pin Board Frames 55mm Edging

Non-Stock Items

Insert Size	Visible Area	Total Size (h x w x d)
297mm x 210mm (A4)	297mm x 210mm	407mm x 320mm x 40mm
420mm x 297mm (A3)	420mm x 297mm	530mm x 407mm x 40mm
594mm x 420mm (A2)	594mm x 420mm	704mm x 530mm x 40mm
700mm x 500mm	700mm x 500mm	810mm x 610mm x 40mm
762mm x 508mm (30" x 20")	762mm x 508mm	872mm x 618mm x 40mm
841mm x 594mm (A1)	840mm x 594mm	950mm x 704mm x 40mm
1000mm x 700mm	1000mm x 700mm	1110mm x 810mm x 40mm
1016mm x 762mm (40" x 30")	1016mm x 762mm	1126mm x 872mm x 40mm
1189mm x 841mm (A0)	1188mm x 840mm	1298mm x 950mm x 40mm
1400mm x 1000mm	1400mm x 1000mm	1510mm x 1110mm x 40mm
1524mm x 1016mm(60" x 40")	1524mm x 1016mm	1634mm x 1126mm x 40mm

These can also be made in any size - call with your requirements.

Available in a selection of 11 powder coated colours - see page 85 for details.

A further 200 colours are available at extra cost.

Available with grey, blue, green or red felt back panels.



Edge Lit Clip Frames

These Edge Lit Clip Frames perform as our Clip Frames with the benefit of LED illumination. Featuring environmentally friendly LED light units, power consumption is a fraction of traditional fluorescent tubes, reducing your running costs. Silver anodised finish with mitred corners, 30mm profile clip frames and 1mm protective poster cover.

Recommended for internal use.



Edge Lit Clip Frames 30mm Edging

Non-Stock Items

Insert Size	Visible Area	Total Size (h x w x d)
297mm x 210mm (A4)	279mm x 192mm	339mm x 252mm x 22mm
420mm x 297mm (A3)	402mm x 279mm	462mm x 339mm x 22mm
594mm x 420mm (A2)	576mm x 402mm	696mm x 462mm x 22mm
841mm x 594mm (A1)	822mm x 576mm	882mm x 636mm x 22mm
1189mm x 841mm (A0)	1170mm x 822mm	1230mm x 882mm x 22mm

Supplied with 3m cable, pre-wired with transformer and 13 amp plug.



Premium Lock Light Frames

These Premium Lock Light Frames are lockable, waterproof and vandal resistant. Featuring environmentally friendly LED light units to deliver bright and even illumination, power consumption is a fraction of traditional fluorescent tubes; reducing your running costs. Supplied in silver anodised or durable powder coated finish with mitred corners, 55mm profile frames with durable piano hinges, waterproof seal, 2mm thick plastic poster cover, door stays to hold the door open and an upgraded key lock.

Recommended for internal and external use.

Premium Lock Light Frames 55mm Edging

Non-Stock Items

Insert Size	Visible Area	Total Size (h x w x d)
297mm x 210mm (A4)	271mm x 184mm	381mm x 294mm x 40mm
420mm x 297mm (A3)	394mm x 271mm	504mm x 381mm x 40mm
594mm x 420mm (A2)	568mm x 394mm	678mm x 504mm x 40mm
840mm x 594mm (A1)	814mm x 568mm	924mm x 678mm x 40mm
1188mm x 840mm (A0)	1162mm x 814mm	1272mm x 924mm x 40mm
1524mm x 1016mm (60" x 40")	1499mm x 991mm	1609mm x 1101mm x 40mm

These can also be made in any size - call with your requirements.

Supplied as standard in silver anodised finish.

Available in a selection of 11 powder coated colours - see page 85 for details.

A further 200 colours are available at extra cost.

Supplied with 3m cable, pre-wired with transformer and 13 amp plug.



Aluminium Display Frames with Sign Systems

Aluminium Display products are also available on post mount bases or attached to signs.



Frame Colours

For technical reasons, some of the selected RAL powder coats are slightly different to the standard AS Colour range. A further 200 colours are available at extra cost.



RAL 5010
AS01 = RAL 5012



AS05
RAL 6005



RAL 1021
AS10 = RAL 1023



RAL 9001
No AS equivalent



Golden Oak



AS03
RAL 5002



RAL 9010
AS06 = RAL 9016



AS12
RAL 9005



RAL 8012
No AS equivalent



Pine



RAL 6024
AS04 = RAL 6029



AS08
RAL 3020



AS15
RAL 8017



RAL 7015
No AS equivalent

Letters, Logos & Illumination

Key Facts

- Prestigious finishing touches
- A solution for every letter and logo
- Illumination for every application
- Suitable for internal and external use

Add finishing touches and details to your signage for increased impact. We are equipped to make a full range of letter and logo styles to enhance every sign. For maximum visibility around the clock, add whole sign lighting or feature illumination.

	Vinyl	Digital Print	Fret Cut	Flat Cut	Channel	Built-Up
Plate	•	•	•	•	•	•
AS	•	•	•	•	•	•
Tray	•	•	•	•	•	•
Hooped	•	•	•	•	•	•
Modular	•	•	•	•	•	•
Architech	•	•	•	•	•	•
Finger	•	•	•	•	•	•



Aluminium Vinyl

- Letters
- Logos



Aluminium Digital Print

- Letters
- Logos



Aluminium Fret Cut

- Letters
- Logos
- Illumination



Aluminium Flat Cut

- Letters
- Logos



Aluminium Channel

- Letters
- Logos
- Illumination



Aluminium Built-Up

- Letters
- Logos
- Illumination



Accent

- Illumination



Troughlight

- Illumination




Vinyl

Letters & Logos

Tech Spec Q&A

What is the material?	Coloured vinyl
Special Features	Great for vibrant solid, metallic and reflective colours
Are there any max/min sizes?	Very flexible method – can go from our minimum recommended cap height of 15mm upwards
Range of Typefaces	If you have the typeface or logo, we can cut it
What colours can I have?	A very wide range, see Vinyl Colours on page 118
Can it be Illuminated?	With a Troughlight
Can I replace the letters?	Easy to remove and change text
Waterproof?	Yes
How durable?	5-12 years depending on colour
Can it be supplied without Signs?	Yes, on application tape



Digital Print

Letters & Logos

Tech Spec Q&A

What are the materials?	Digital print onto white, white translucent or clear vinyls
Special Features	Great for blended colours, photographs, illustrations or complex logos
Are there any max/min sizes?	No – can go from even below our minimum recommended cap height of 5mm upwards
Range of Typefaces	If you have the typeface or logo, we can print it
What colours can I have?	Our digital print process allows for an almost infinite range of colours
Can it be Illuminated?	With a Troughlight or back lit on a light frame or light box
Can I replace the letters?	No, in most cases a new digital print would be required
Waterproof?	Yes
How durable?	3 years minimum
Can it be supplied without Signs?	Yes



Aluminium Plate

Aluminium AS

Aluminium Tray

Aluminium Hooped

Aluminium Modular

Aluminium Archtech

Aluminium Finger

Aluminium Traffic

Aluminium Budget

Aluminium Composite

Aluminium Display

Letters, Logos, Illumination

Acrylic Glass

Digital Print

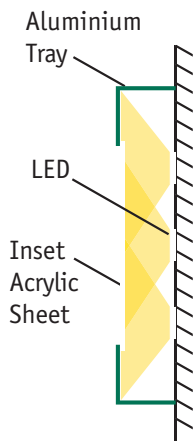
Aluminium Fret Cut

Letters, Logos & Illumination

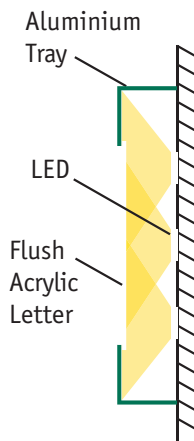
Tech Spec Q&A

What are the materials?	Aluminium sheet with your letters or logos cut away. Typically the aperture is refilled with acrylic
Special Features	Inset, flush and proud acrylic options together with thousands of colour combinations
Are there any max/min sizes?	Minimum of 3mm 'stroke' width, maximum only limited by finished size of sign
Range of Typefaces	You can have most typefaces, subject to size and artwork –send us your sketch or digital files
What colours can I have?	Limited only by the range of acrylic colours available and the LEDs used. For a wider range of colours, or for graduated blends, we can also apply digital print on clear acrylic
Can it be Illuminated?	Back lit with LEDs. You can also insert colour tube LEDs or flexible tube LEDs for a neon sign effect
Can I replace the letters?	No
Waterproof?	Yes
How durable?	Typically 10 years
Can it be supplied without Signs?	No


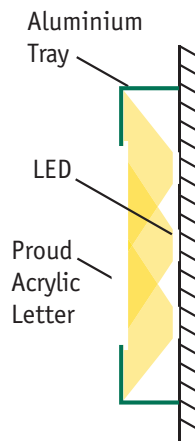
Inset



Flush



Proud





Aluminium Plate	Letters, Logos, Illumination
Aluminium AS	
Aluminium Tray	
Aluminium Hooped	
Aluminium Modular	
Aluminium Architect	
Aluminium Finger	
Aluminium Traffic	
Aluminium Budget	
Aluminium Composite	
Aluminium Display	
Acrylic Glass	Digital Print

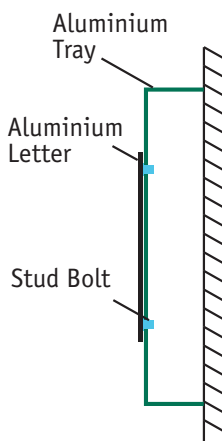
Aluminium Flat Cut Letters & Logos

Tech Spec Q&A

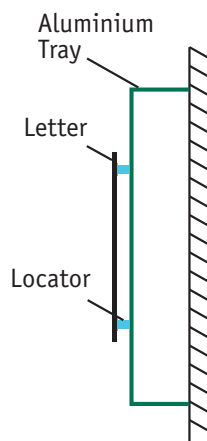
What are the materials?	Aluminium, acrylic, stainless steel, foamboard, fibreglass (GRP), wood or composites
Special Features	Flush or stand-off mounted letters and logos in a wide range of materials and colour combinations
Are there any max/min sizes?	Best between 50mm and 3050mm cap height, depending on material
Range of Typefaces	You can have most typefaces, subject to size and artwork –send us your sketch or digital files
What colours can I have?	We can powder coat in 108 stock colours –see page 120. Acrylic is limited only by the range of colours available. Coloured vinyls or digital print can be applied to the face of most substrates - see pages 118 and 104
Can it be Illuminated?	With a Troughlight, or halo lit with LEDS on larger size letters
Can I replace the letters?	Yes – you replace letters to change the message or repair damage
Waterproof?	Yes
How durable?	Depends on substrate
Can it be supplied without Signs?	Yes




Flush



Stand-Off





Aluminium Plate

Aluminium AS

Aluminium Tray

Aluminium Hooped

Aluminium Modular

Aluminium Architech

Aluminium Finger

Aluminium Traffic

Aluminium Budget

Aluminium Composite

Aluminium Display

Letters, Logos, Illumination

Acrylic Glass

Digital Print

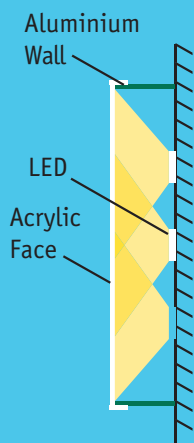
Aluminium Channel

Letters, Logos & Illumination

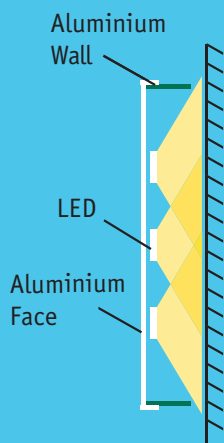
Tech Spec Q&A

What are the materials?	Aluminium walls with acrylic or aluminium faces
Special Features	Three dimensional letters and logos with a variety of illumination options
Are there any max/min sizes?	From 300mm cap height to the largest acrylic or aluminium sheet size available. Minimum of 30mm 'stroke' width. Available with 67mm, 124mm and 194mm walls
Range of Typefaces	We recommend a wide choice of non-serif typefaces for smaller letters, few restrictions on larger letters
What colours can I have?	Aluminium can be powder coated in 108 stock colours –see page 120. Acrylic is limited only by the range of colours available. You could also apply digital print for a wider range, or for graduated blends
Can it be Illuminated?	Choice of front face or halo lit illumination
Can I replace the letters?	Yes – you replace letters to change the message or repair damage
Waterproof?	Yes
How durable?	Typically 10 years
Can it be supplied without Signs?	Yes

Front Face Lit



Halo Lit






Aluminium	Plate
Aluminium	AS
Aluminium	Tray
Aluminium	Hooped
Aluminium	Modular
Aluminium	Architech
Aluminium	Finger
Aluminium	Traffic
Aluminium	Budget
Aluminium	Composite
Aluminium	Display
Letters, Logos, Illumination	
Acrylic	Glass
Digital	Print

Aluminium Built-Up

Letters, Logos & Illumination

Tech Spec Q&A

What are the materials?	Aluminium, acrylic or stainless steel
Special Features	Three dimensional letters in a wider range of typefaces with complex logos and a variety of illumination options
Are there any max/min sizes?	From 50mm cap height upwards depending on material
Range of Typefaces	You can have most typefaces, subject to size and artwork –send us your sketch or digital files
What colours can I have?	Aluminium can be powder coated in 108 stock colours –see page 120. Acrylic is limited only by the range of colours available
Can it be Illuminated?	Choice of front face or halo lit illumination
Can I replace the letters?	Yes – you replace letters to change the message or repair damage
Waterproof?	Yes
How durable?	Typically 10 years
Can it be supplied without Signs?	Yes





Aluminium
Aluminium
Aluminium
Aluminium
Aluminium
Aluminium



Aluminium
Aluminium
Aluminium
Aluminium



Aluminium
Aluminium
Aluminium
Aluminium



Letters,
Logos,
Illumination
Acrylic
Glass
Digital
Print

Accent Illumination

Key Facts

- Low energy, long life LEDs
- Premium and economy LED ranges
- Available in a wide range of colours
- Durable and low maintenance

We use LEDs to create long life, eye catching accent illumination in Aluminium signs, building architecture or way finding installations. Choose from a wide range of economy or premium LED modules, colour tube LEDs or flexible tube LEDs dependant upon your sign design and budget.



Troughlight Illumination

Key Facts

- Low energy, long life illumination
- Can be used with any Aluminium sign system
- Flexible and low cost
- Durable and low maintenance

Troughlights can provide illumination to any Aluminium sign. Available sized and powder coated to match your signs, providing illumination over the whole sign area.



Aluminium Plate
Aluminium AS
Aluminium Tray
Aluminium Hooped
Aluminium Modular
Aluminium Archtech
Aluminium Finger
Aluminium Traffic
Aluminium Budget
Aluminium Composite
Aluminium Display
Letters, Logos, Illumination
Acrylic Glass
Digital Print

Acrylic Glass

Effect Signage

Key Facts

- Available clear or green tint
- Timeless style
- Wide range of stand-off mounts
- Suitable for internal and external use

	Single Sided	Double Sided	V-Mount	Inline	Corniche
Posts					
Totem					
Freestanding					
Flat Wall	•				•
Projecting					
Suspended					

The Acrylic Glass Effect Signage System features a choice of clear or green tinted acrylic, cut to your required shape and size. Edges are flame polished for a smooth, safe finish.

Tech Spec

- Material: 3mm, 5mm and 10mm clear or green tinted shatterproof acrylic.
- Size: Maximum sign size using one panel is 3000mm x 2000mm for 10mm.





Flat Wall Mounting Options

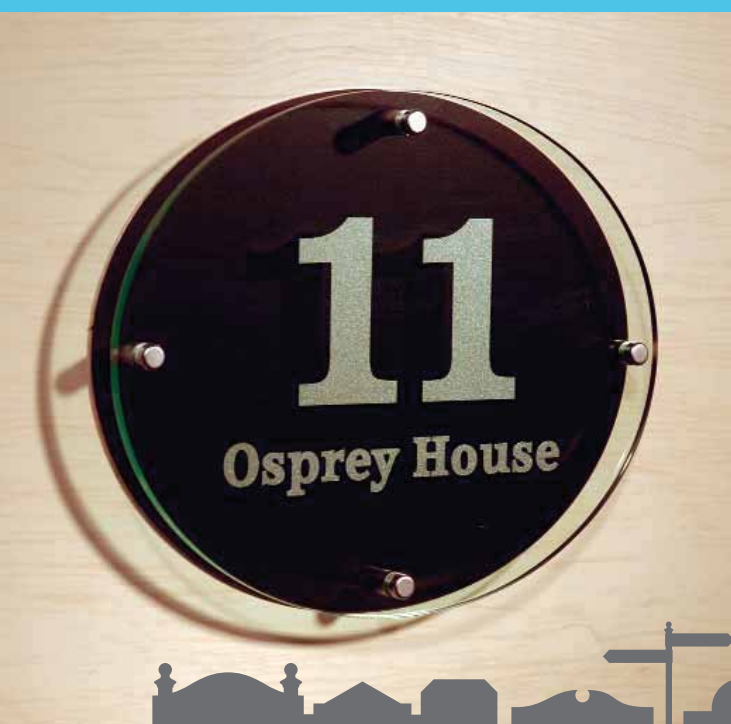

2 mounting options for attaching Aluminium Glass Effect Signs to a flat wall.



Pozi Head Screws or screws with Screw Caps



Corniche Stand-Offs





Options & Information



Vinyl Colour
see page 118



Digital Print
see page 104



Shapes
see page 122



Letters, Logos & Illumination
see page 86

Aluminium Plate
Aluminium AS
Aluminium Tray
Aluminium Hooped
Aluminium Modular
Aluminium Architech
Aluminium Finger
Aluminium Traffic
Aluminium Budget
Aluminium Composite
Aluminium Display
Letters, Logos, Illumination
Acrylic Glass
Digital Print

Digital Print

Key Facts

- Great for complex images and photographs
- Wide range of substrates
- Fade resistant inks
- Durable and hardwearing

Complete your Aluminium Sign with factory applied Digital Print.

Our digital printing process involves multiple inks. When blended, these produce an almost infinite range of colours, with smooth colour blends and accurate photographic reproduction. We can reproduce the most sophisticated of designs favoured by modern graphic designers.

For best quality and most consistent results, our large format full colour digital printer is housed in a custom built clean room. High quality solvent inks are used for longest fade resistant life, and we only use the best and most durable range of vinyl substrates.





Aluminium Plate

Aluminium AS

Aluminium Tray

Aluminium Hooped

Aluminium Modular

Aluminium Architech

Aluminium Finger

Aluminium Traffic

Aluminium Budget

Aluminium Composite

Aluminium Display

Letters, Logos, Illumination

Acrylic Glass

Digital Print

Ready Made Complete Sign

Mounted and trimmed on our Aluminium Sign Range.



Ready Made Glass Effect Sign

Mounted and trimmed on our Acrylic Glass Effect Signs.



Paper & Vinyl Inserts

Paper or vinyl prints for insertion into Architech, clip frames, display frames etc.



Banners

Temporary and event banners supplied with turned over and adhesive bonded seams with nickel plated eyelets.



Labels & Stickers

Profile cut and supplied on backing paper or with application tape if required.



Roll up Banners

Roll up exhibition banners printed on bright white substrate with grey light stop reverse, finished with a textured scuff resistant matt laminate.



Window Film

Window films for you to apply.



Print Substrates

We keep in stock a selected range of wide format substrates:

Substrate	Description	Maximum Width	Durable for (unprinted)
White Gloss Vinyl Metamark MD5-100	Giving high bright, tack sharp results, ideal for best possible colour on panel signs.	1550mm	7 years
Clear Gloss Vinyl Metamark MD5-105	Perfect for use on Acrylic Glass Effect Signs and non-highway road signs.	1550mm	7 years
White Matt Translucent Vinyl Metamark MD-T	For illuminated back-lit signs including Edge Lit Clip Frames, Premium Lock Light Frames and other Light Box installations. Allows diffused light to pass through giving an even illumination right across your sign.	1480mm	5 years
White Gloss Clear Vision Vinyl Metamark MD-CV2	For use in window advertising applications on buildings and vehicles. This perforated Vinyl features a 40% open area to provide one-way vision. The Black backed White faced Vinyl has a clear adhesive that ensures clean removal up to 6 months after application.	1300mm	1 year
White Gloss Static Cling PVC Metamark MD-SC	For use in promotional window advertising. This White PVC is printed on the face which when applied clings to the inside of windows. It has no adhesive so can be removed cleanly post-promotion.	1300mm	
White Satin Banner PVC Metamark MD-FL500	This premium grade PVC banner textured fabric has a satin finish and is designed for external applications.	1250mm	
White Satin Paper Metamark MD-MX	Provides vibrant colours with a 'near' photo-paper quality. This 220gsm White Paper is suitable for Architech inserts, Display Frames, Pin Board Frames, point of sale and even Edge Lit Clip Frames, Premium Lock Light Frames and other Light Box installations.	1300mm	

Laminates

To protect the printed image and provide greater durability, we seal all prints with a protective laminate.

Laminate	Description	Maximum Width
High Gloss Clear Laminate MetaGuard 705	Our most popular option which complements colours and images. This is our default finish when no laminate preference is specified.	1500mm
Matt Clear Laminate MetaGuard 702	A more subtle finish suitable for when surface reflections might be a problem.	1500mm
Frosted Clear Vinyl LG5510	The ultimate reflection free finish for use as text on Acrylic Glass Effect Signs, for discretion screening on meeting room windows, and anywhere else where translucent text is required.	1200mm
Anti-Graffiti Laminate MetaGuard 850	A special surface finish which has an increased resistance to graffiti, chemicals and abrasion. Graffiti is less likely to damage the surface and is easier to remove.	1350mm
Clear Laminate MetaGuard 670	This optically clear laminate is specifically for use with Clear Vision and provides UV and abrasion resistance.	1300mm



Profile Shape Cutting

We use a high speed cutting plotter which provides accurate cutting for both regular vinyl and for digital prints. Our cutting plotter delivers simple straight cut or circular profiles right through to sophisticated profile cutting of the most intricate shapes.



Colour Reproduction

Our digital printing process involves multiple inks. When blended, these produce an almost infinite range of colours, with smooth colour blends and accurate photographic reproduction. We can reproduce the most sophisticated of designs favoured by modern graphic designers. To give best colour consistency against other sign components, we've specially calibrated our colour digital printer for best match.

Why Solvent Inks?

Solvent inks are the best possible ink solution for digital sign printing, offering several key benefits. The pigment is bonded to the substrate and sealed in a flexible resin. As well as maximising adhesion to the vinyl substrate, this results in excellent ultraviolet light protection for long fade resistance, and gives a durable waterproof and scratch resistant finish. Solvent inks are durable for three years but often last much longer.


Unique Signs

We appreciate that some signage projects need to be unique, and cannot necessarily be met with our extensive sign range.

With our accumulated expertise and experience in signage design and manufacture, we will design and deliver effective CAD visuals for you. Once you've chosen the design that best fits your requirements, our factory will construct the finished sign with the same level of care and attention to detail that we apply to our range signs.

You can be confident that our design visuals, and ultimately your finished signs, will not disappoint.








Use real wood posts, or...

Wood finish powder coated aluminium














Vinyl Colour

All your Colour Options

The Aluminium Plate Signage System uses vinyl as its standard base coat substrate.

We have 24 stock vinyls in our Vinyl Colour range in order to provide consistency with other paint finishes. This enables you to have colour coded posts with your signs, or to mix and match sign systems while achieving a consistent corporate identity.

We can use vinyl to apply text, logos, graphics and other design features.


Stock Non-Reflective Vinyl

Mactac MACal 9800 Pro is a high performance polymeric calendared soft vinyl film coated with durable permanent adhesive.

Durability: White & Black – 8 years; Colours – 7 years; Metallics – 5 years.

Code	Description	Mactac Reference	RAL Reference
AS01	Light Blue	9839-10	5012
AS02	Medium Blue	9839-11	5005
AS03	Dark Blue	9839-12	5002
AS04	Light Green	9849-10	6029
AS05	Dark Green	9849-00	6005
AS06	White	9829-00	9016
AS07	Burgundy	9859-05	3004
AS08	Red	9859-04	3020
AS09	Orange	9801-04	2008
AS10	Yellow	9809-00	1023
AS11	Cream	9829-01	1014
AS12	Black	9889-00	9005
AS13	Gold	9879-00	
AS14	Silver	9869-00	9006
AS15	Brown	9883-04	8017
AS16	Grey	9889-03	7042

Maximum width of vinyl in one piece is 1200mm.



Signs from our range which use vinyl as base coat substrate:

- Aluminium Plate



Non-Stock Vinyl

Should you require a wider palette of colours, there are 85 extra vinyl colours in the Mactac MACal range. If we have used any of these colours before, we may hold limited quantities in house. Alternatively, we purchase these colours to meet your requirements.


Reflective Vinyls

Stock Reflective Vinyl – Class RA 2 High Intensity Vinyl (the old BS 873 Class 1)

Typically for use on Traffic Signs, our class RA 2 vinyl is durable for 10-12 years and supplied by 3M.

Code	Description
AS17	Yellow
AS18	White

Maximum width of vinyl in one piece is 1200mm.



We hold red, blue and green vinyl in stock in limited quantities. For this reason, we refer to them as non-stock.

Stock Reflective Vinyl – Class RA 1 Engineering Grade Vinyl (the old BS 873 Class 2)

Typically for use on Traffic Signs, our class RA 1 vinyl is durable for 7 years.

Code	Description
AS19	Red
AS20	Orange
AS21	Yellow
AS22	Blue
AS23	Green
AS24	White

Maximum width of vinyl in one piece is 1200mm.

We hold brown vinyl in stock in limited quantities. For this reason, we refer to it as non-stock.



Digital Print

All your Colour Options

Our digital printing process involves multiple inks. When blended, these produce an almost infinite range of colours, with smooth colour blends and accurate photographic reproduction. We can reproduce the most sophisticated of designs favoured by modern graphic designers and agencies.

Please see page 104 for more details.



Powder Coat Colour


All your Colour Options

For shaped signs, extruded sign systems, posts and all sign fittings, powder coating provides a hard finish to aluminium that is tougher than conventional paint. This makes it ideal for use in exterior environments and delivers the highest levels of durability.

We currently have 108 stock colours in our Powder Coat Colour range. 16 of which provide consistency with our Vinyl Colour range. Our stock colour range regularly increases, for an up-to-date RAL reference list please ask.

Additionally, with some colours, we can deliver three depths of finish:

- Gloss (60%-80% gloss)
- Satin (30%-50% gloss)
- Matt (20%-30% gloss)
- Metallics - silver, bronze, gold with a lacquer coating



Stock Powder Coat

The 108 colours can be applied to any aluminium sign within our range. For RAL References for the stock colours not listed below please see our website.

Typically powder coat is durable for 10-15 years if installed and serviced correctly.

Code	Description	RAL Reference	Mactac Reference
AS01	Light Blue	5012	9839-10
AS02	Medium Blue	5005	9839-11
AS03	Dark Blue	5002	9839-12
AS04	Light Green	6029	9849-10
AS05	Dark Green	6005	9849-00
AS06	White	9016	9829-00
AS07	Burgundy	3004	9859-05
AS08	Red	3020	9859-04
AS09	Orange	2008	9801-04
AS10	Yellow	1023	9809-00
AS11	Cream	1014	9829-01
AS12	Black	9005	9889-00
AS13	Gold		9879-00
AS14	Silver	9006	9869-00
AS15	Brown	8017	9883-04
AS16	Grey	7042	9889-03



Signs from our range ideal for powder coating:

- Aluminium Plate
- Aluminium AS
- Aluminium Tray
- Aluminium Hooped
- Aluminium Modular
- Aluminium Architech
- Aluminium Finger
- Letters



Non-Stock Powder Coat or Wet Coat

We can 'paint' any colour to match your corporate identity – simply give us the RAL or BS colour and we can do the rest.

Depending on the size of the order, non-stock colours can be applied in one of two ways. With larger orders we purchase the powder coat colour to provide on going consistency. However, with smaller orders this can be expensive due to powder coat being supplied in bulk volumes. For smaller orders, or where cost is a premium, we 'wet coat' paint. This process gives your signs a powder coat base layer and then the top coat colour as a paint finish process.

It is important to note that the same colour will 'look' different between powder coat and wet coat finishes. Please let us know if there you have an existing sign so we can ascertain how it's finished to ensure the best possible colour match.

Wood Finish

All your Colour Options

Wood finish powder coats offer the warmth and texture of hard wood combined with the durable properties of aluminium. All this, at a fraction of the price of hard wood - delivering a winning combination.

Wood Finish Powder Coat Range

Our six wood finishes can be applied to any aluminium sign within our range.

Typically wood finish powder coat is durable for 10-15 years if installed and serviced correctly.

Code	Description
PWF001	Maple
PWF002	Teak
PWF003	Oak
PWF004	Mahogany
PWF008	Red Beech
PWF013	European Plane

Signs from our range ideal for wood finish powder coating:

- Aluminium Tray
- Aluminium Hooped
- Aluminium Modular
- Aluminium Architech
- Aluminium Finger



PWF001



PWF002



PWF003



PWF004



PWF008




PWF013



Shape Options

for Plate Signs & Trays

Add sophistication and creative impact to your signs by shaping the edges and adding shapes. From radius corners, to complex shapes, to add-ons, we have a solution to make your signage stand out.



Radius Corners

Our entry-level solution is removing sharp points with our automatic corner press. Available in six radius sizes, each delivers smooth round corners. Standard radius corners are 10mm, 12mm, 20mm, 25mm, 38mm and 50mm.

Bespoke radius sizes can be delivered using our shaping service. Radius Corners can be specified for Aluminium Plate and Aluminium AS Signs.



Shapes

Use our shaping service to create exactly the shape of sign you want. From simple profile shapes to highly complex shapes which follow your graphics.



Signs from our range ideal for shaping:

- Aluminium Plate
- Aluminium AS
- Aluminium Tray
- Aluminium Hooped
- Acrylic Glass Effect




Any Sign shape you can think of, send your sketch or digital files






Add-on Shapes

Create extra dimension and stylish impact to your signs with add-on shapes. These can range from simple geometric shapes, through to sophisticated profiles. Add-on shapes can be contained within or extend beyond the main sign, and can be different colours to accentuate the design.



Punched Fixing Holes















Six standard hole sizes (3mm, 5.5mm, 9mm, 13mm, 15mm or 23mm) can be pre-punched for fixings.







Post Information

Fitting Guides & Specifications


















Round Aluminium Posts



Description	50mm Diameter	76mm Diameter	Modular 76mm Diameter	89mm Diameter	114mm Diameter	140mm Diameter	168mm Diameter
Finials							
Plastic Caps	Black Internal	13 AS colours* Internal	Black and White Internal	Black Internal	Black Internal	Grey External	Grey External
Metal Cap			✓				
Welded Flat Top	✓	✓	✓	✓	✓	✓	✓
Welded Angled Top	✓	✓	✓	✓	✓	✓	✓
Aluminium Posts							
(168mm = Steel) Post Length	Available up to 6.00m	Available up to 6.00m	Available up to 5.70m	Available up to 6.00m	Available up to 6.00m	Available up to 6.00m	Available up to 6.00m
Base Embellisher		✓	✓				
Base Plate	✓	✓	✓	✓	✓	✓	✓

*AS colours available; AS01 Light Blue, AS02 Mid Blue, AS03 Dark Blue, AS04 Light Green, AS05 Dark Green, AS06 White, AS07 Burgundy, AS08 Red, AS09 Orange, AS10 Yellow, AS11 Beige, AS12 Black, AS14 Grey, AS15 Brown















Square Aluminium Posts

	50mm x 50mm	75mm x 75mm	Modular 75mm x 75mm	100mm x 100mm
Description				
Finials				
Plastic Caps	Black Internal	Black Internal	Black and White Internal	Black Internal
Metal Cap				
Welded Flat Top				
Welded Angled Top				
Aluminium Posts				
Post Length	Available up to 6.00m	Available up to 6.00m	Available up to 5.70m	Available up to 6.00m



Profile Aluminium Posts

	Quadrant 75mm x 75mm	Cathedral 75mm x 100mm	Ellipse 40mm x 165mm
Description			
Metal Cap			
Welded Flat Top			
Welded Angled Top			
Aluminium Posts			
Post Length	Available up to 6.00m	Available up to 6.00m	Available up to 6.00m

Bespoke Finial Add-ons

A profile, silhouette or logo of your choice can be precision cut from high quality 3mm aluminium and permanently integrated into a dome finial.

Excellent for customising your signs, or on their own on top of a post for wayfinding or building identification markers.



